**Int. j. adv. multidisc. res. stud.** 2026; 6(6):831-847

**Received:** 29-09-2026
**Accepted:** 09-11-2026

International Journal of Advanced Multidisciplinary Research and Studies

ISSN: 2583-049X

# Design and Development of an Interactive Health Informatics and Data Analysis Web Application

**[1] Victoria Mukuka, [2] Moses Mupeta**

[1] School of Engineering, Information and Communications University, Lusaka, Zambia
[2] Advisor, School of Engineering, Information and Communications University, Lusaka, Zambia

**DOI:** https://doi.org/10.62225/2583049X.2026.6.6.7192
Corresponding Author: **Victoria Mukuka**

**Abstract**

The rapid growth of digital health systems has created an increased demand for platforms capable of collecting, managing, and analyzing health-related data in real time. However, many existing solutions remain fragmented, lack user interactivity, or provide limited analytical capabilities, making it difficult for healthcare providers and administrators to derive actionable insights. This study presents the design and development of an interactive Health Informatics and Data Analysis web application intended to enhance data accessibility, visualization, and decision support within healthcare environments.

The system integrates secure data collection modules, an interactive dashboard, and advanced analytical tools built using modern web technologies. A mixed-methods approach combining baseline surveys, user-centered design, and iterative prototyping was employed. Data analysis features, including descriptive analytics, trend analysis, and visualization charts, were implemented to support health professionals in monitoring patient data and operational metrics.

System evaluation was conducted through usability testing and performance assessment, showing improvements in data retrieval efficiency, user satisfaction, and visualization clarity. The results demonstrate that the developed application can serve as a valuable tool for improving health information management and data-driven decision-making. Future enhancements may include predictive analytics using machine learning and integration with national electronic health record (EHR) systems.

**Keywords:** Application Programming Interface (API), Cascading Style Sheets (CSS), Zambia

## 1. Introduction

### 1.0 Introduction

The advancement of digital technologies has transformed how health information is collected, stored, analyzed, and utilized across the world. Healthcare institutions increasingly rely on digital systems to support clinical decision-making, improve patient outcomes, and streamline administrative processes. As patient data grows in volume and complexity, traditional manual methods of data management have become inadequate, often resulting in delays, errors, and limited access to actionable insights. This has created a strong need for intelligent and interactive health informatics solutions capable of managing diverse datasets while supporting data-driven decisions in real time.

Health informatics, which combines healthcare, information technology, and data science, plays a critical role in enhancing the efficiency of healthcare delivery. With the rise of electronic health records, telemedicine, and digital monitoring systems, there is increasing demand for platforms that allow healthcare professionals to capture, visualize, and analyze health data more effectively. Despite this progress, many existing systems remain fragmented, lack integration, or provide limited analytical and visualization capabilities. This reduces their effectiveness as decision-support tools, especially in resource-constrained environments where healthcare providers must rely on timely and accurate information.

In response to these challenges, this study focuses on the design and development of an interactive Health Informatics and Data Analysis web application aimed at improving the accessibility, usability, and analytical value of health data. The proposed system incorporates interactive dashboards, secure data management features, and analytical tools designed to help practitioners interpret trends, identify anomalies, and make informed decisions. By integrating modern web technologies with principles of usability and data visualization, the application seeks to offer a flexible and intuitive platform suitable for

healthcare facilities, researchers, and public health administrators. This introductory chapter presents the background of the study, outlines the research problem, and explains the significance of the developed solution. It also highlights the objectives of the study, research questions, scope, and limitations, providing a foundation for understanding the motivation and direction of the research.

### 1.1 Background

The integration of information and communication technologies (ICT) within the healthcare sector has grown rapidly over the past decades, giving rise to the field of health informatics. Health informatics focuses on the acquisition, storage, retrieval, and use of health-related data to support clinical care, research, and administrative processes. As healthcare systems worldwide adopt digital infrastructures, the volume of patient records, laboratory results, medical imaging, and operational data continues to increase. This expansion has highlighted the need for efficient, accessible, and secure platforms that can manage and analyze health data in real time.

In many healthcare institutions, however, data management practices remain fragmented, with information stored across multiple systems or recorded manually. Such fragmentation limits the ability of healthcare professionals to quickly retrieve and interpret patient or operational data, often resulting in inefficiencies, delays in decision-making, and reduced quality of care. Additionally, the absence of interactive analytical tools makes it difficult for practitioners to identify trends, track performance indicators, and generate insights that could improve patient outcomes or resource allocation.

The emergence of interactive web applications, data visualization tools, and analytical dashboards has created new opportunities for addressing these challenges. Modern web technologies offer the flexibility, scalability, and user-centered design necessary to build platforms that enhance data accessibility and support evidence-based decisions. Health informatics systems that integrate analytics can help healthcare professionals monitor disease patterns, evaluate service performance, and facilitate research.

Despite these advancements, many existing systems lack interactivity, ease of use, or contextual relevance to local healthcare needs. Furthermore, in resource-limited environments, healthcare institutions often depend on outdated systems that do not support dynamic data analysis or visualization. This gap underscores the need for innovative solutions that leverage interactive interfaces and modern analytical techniques to empower healthcare providers with reliable and actionable information.

Therefore, this study seeks to design and develop an interactive Health Informatics and Data Analysis web application that enhances the management, visualization, and interpretation of health data. By focusing on interactivity, usability, and analytical capabilities, the system aims to support healthcare facilities, researchers, and administrators in making timely and informed decisions.

### 1.2 Motivation of Study

The motivation for this study arises from the growing need for efficient, user-friendly, and analytically powerful systems to support healthcare operations and decision-making. As healthcare institutions continue to adopt digital technologies, there is an increasing awareness that simply collecting data is not enough; the real value lies in transforming that data into meaningful insights that can guide clinical and administrative decisions. Many existing systems lack interactive features or advanced analytical capabilities, making it difficult for healthcare professionals to fully leverage the data at their disposal.

In many health facilities—especially within developing regions—challenges such as fragmented data sources, manual record-keeping, and limited analytical tools create barriers to effective healthcare delivery. These challenges lead to delays in accessing critical patient information, difficulties in monitoring health trends, and inefficiencies in reporting. Observing these persistent shortcomings provided strong motivation to explore a solution capable of improving data management and enhancing analytical capacity.

Furthermore, advancements in web technologies and data visualization frameworks present an opportunity to develop modern, interactive platforms that can empower users with easy access to real-time data. The potential impact of such a system on improving patient care, strengthening management decisions, and supporting research provided additional motivation for this study. By designing a web-based interactive health informatics application, this research aims to contribute to ongoing efforts to strengthen digital health systems through innovation, usability, and data-driven decision support.

Ultimately, the study is motivated by the desire to bridge the gap between data availability and data usability within healthcare, enabling institutions to interpret information more effectively and make informed decisions that enhance service delivery and patient outcomes.

### 1.3 Significance of Study

The study of healthcare is important in a number of ways. This will assist with different domains in the healthcare sector and also adds a contribution to the country's population and overall growth, the advancements of technological trends is also important for future generations to come. Thorpe (2020) [21] refutes the infrastructure for healthcare in Zambia is poor reason being lack of funding, facilities are not properly maintained and lack of supply of advanced technologies. However, there are a number of ways to fight these issues by ensuring that equitable access to health services, more especially for those in under developed regions. Strengthening primary facilities that serve the people who live in these regions and dismantle the existing barriers. This system will revolve around the following factors:-

1. Why is a digital healthcare informatics system important?
2. Why is this health informatics system important to an ordinary Zambian?

This system will be designed in such a way that is easy to use and understand, help analyze and identify common infectious diseases around the country through collected data.

### 1.4 Scope of the Study

The scope of the study of the design and development of interactive web application using health informatics and data analytics will focus case studies in healthcare facilities across Zambia. In addition, the system will be designed with scalability in mind, the research will not extend a large geographical area across the country. The Ministry of Health

(MOH) introduced strategic plans that aim at improving the Health Information System (HIS) through integrating advanced technologies, thereby promoting better decision making in the health sector. Chengo (2010) [6].

Grépin (*et al.,* 2023) states that a number of efforts have been put in place in order to address complex barriers being faced in the health sector regarding quality data and information used for decision making. Health staff at different training facilities have highlighted challenges in using Health Management Information Systems (HMIS) data effectively. By developing a health informatics and data analytics system, this study aims to provide healthcare professionals and policymakers with tools to improve data quality, optimize resource utilization, and enhance patient outcomes in Zambia.

### 1.5 Statement of the Problem

Despite the increasing availability of digital tools in healthcare, many institutions continue to face challenges in managing and analyzing health-related data. Existing systems often operate in isolation, lack interactivity, or provide limited analytical capabilities, making it difficult for healthcare professionals to extract meaningful insights. Manual methods of data management remain common in many settings, resulting in delays, errors, and inefficiencies that compromise timely decision-making. Additionally, most available platforms do not offer user-friendly dashboards or customizable analytical tools that can support real-time monitoring of health trends. This gap highlights the need for an integrated, interactive, and analytically driven system that enhances data accessibility, visualization, and decision support. Addressing these challenges forms the basis of this study, which seeks to design and develop a Health Informatics and Data Analysis web application tailored to support improved healthcare operations.

### 1.6 Objectives

The objectives of the study is to determine necessary resources that can be utilize in order to improve digital health systems in Zambia through the use of modern technologies.

#### 1.6.1 General Objectives

The general objective of the study is Design and Development of an Interactive health informatics and data Analysis Web Application.

#### 1.6.2 Specific Objectives

The specific objectives of the Design and Development of an Interactive health informatics and data analysis Web Application will utilize Python and the python libraries (NumPy and Pandas).

1. To design a user friendly Web application capable of collecting, visualizing one processing health data.
2. To develop interactive charts and dashboards that help users identify common health diseases and anomalies.
3. To evaluate the systems performance and it's usability for health professionals and patients.

### 1.7 Research Questions

1. How can a user-friendly web application be designed to effectively collect, visualize, and process health data?
2. How can interactive charts and dashboards be developed to help users identify common health diseases and anomalies?
3. How can the system's performance and usability be evaluated for health professionals and patients?

### 1.8 Theoretical/ Conceptual Framework

The research of the design and development of an interactive health informatics and data analysis web application will be guided by the Health Informatics Framework as well as the Technology Acceptance Model (TAM). This will help to have a clear view of the design, adoption, and importance of health informatics and data analytics in the healthcare sector in Zambia. Health Informatics Framework will provide a properly structured approach in order to adhere to the management and utilization of health data. The Technology Acceptance Model is a model utilized for social sciences that explores the acceptance and usage of new e-technology or e-services.

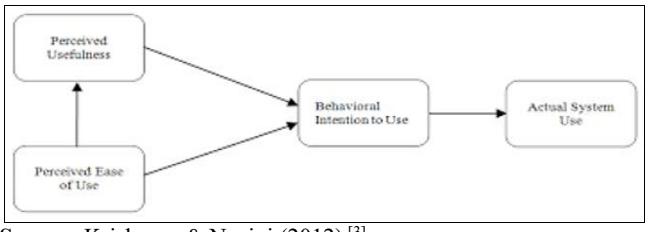


**Source:** Krishnam & Naeini (2012) [3]

### 1.9 Definition of Terms

**Web Application:** This is an application program that is stored on a remote server and delivered over the internet through a browser interface TechTarget (2024).

**Application Programming Interface (API):** Goodwin (2024) [25] state that this is a defined set of rules or protocols that facilitates the communication means between software applications in order for exchange of data to take place.

**User Interface (UI):** Churchville (2024) [24] describes user interface as the means by which the user and technology interact, this is normally done on through the use of an application or website. It also involves different hardware components such as keyboards, mouse, and the appearance of a desktop.

**User Experience (UX):** This is a process of delivery to design teams in order to create products that provide meaningful and relevant experiences to users. Interaction Design Foundation (2016).

**Data Analytics:** Stevens (2023) [20] states that data analytics is a process of analyzing raw data in order to bring out a more meaningful, actionable insights which are then used to inform and drive better decision making.

**Health Informatics:** This is a profession focusing on studies and purses effective uses of biomedical data, information, and knowledge for scientific inquiry, problem-solving, decision making in order to improve human health. Jen, Mechanic, and Teoli (2023) [15].

**Health Management System:** A health management information system (HMIS) collects, stores, analyses, and evaluates health-related data from health facility to district, regional and national administrative levels. Global Health Data Methods (2025).

### 1.10 Organization of the Project

This project proposal is organized into three chapters, each give an overview of the study of the Design and Development of an Interactive health informatics and data Analysis Web Application. Below is an outline of each chapter with its contents.

**Chapter One:** Introduction – This chapter gives an overview of the study's background, motivation, objectives, problem statement, objectives, research questions, and the theoretical framework/ Conceptual framework.
**Chapter Two:** Literature Review – This chapter reviews the existing research and technological advancements related to the development of the healthcare systems. It provides a comparative analysis of current solutions, identifying gaps that this study aims to address.
**Chapter Three:** Methodology – This chapter outlines the design and development of an interactive health care system with data analytics using different technologies best suit for the study. It also highlights, the research approach used, the baseline study, the data collection used for this study, the development of the application and lastly the system design.
**Chapter Four:** Results – This chapter presents the results obtained from testing the System and as well as the results from the questionnaire. It discusses the performance and analysis of the system.
**Chapter Five:** Discussion and Conclusion – The final chapter of this study summarizes the findings and contributions of the study, highlighting the benefits and limitations of this study and the future works of this study.

## 2. Literature Review

### 2.0 Overview

This chapter presents a comprehensive review of scholarly works, technological concepts, and existing systems related to health informatics and data analysis. It provides the theoretical and empirical foundation upon which the study is built. The chapter begins by exploring the evolution and significance of health informatics, highlighting key concepts such as electronic health records, data management, and health information systems. It further examines modern approaches to data visualization, web-based application development, and analytical tools used within healthcare environments.
In addition, the chapter reviews related systems and applications developed in previous studies, focusing on their functionalities, strengths, and limitations. This comparison offers insights into the current state of technological solutions and identifies areas where improvements are needed. The chapter also analyzes gaps in the literature, emphasizing the lack of interactive, user-friendly, and analytically focused tools tailored to the needs of healthcare institutions, particularly in resource-constrained settings.
Overall, this literature review establishes the context and justification for the design and development of the proposed interactive Health Informatics and Data Analysis web application. It highlights the contributions of previous research while identifying the unresolved challenges that this study aims to address.

### 2.1 Review of the Literature

Health informatics has emerged as a critical discipline at the intersection of healthcare, information technology, and data science. Scholars define health informatics as the systematic application of ICT to collect, store, analyze, and use health information to support clinical care, research, and administrative functions (Hersh, 2021). The adoption of digital health tools—such as Electronic Health Records (EHRs), clinical decision support systems, and public health surveillance platforms—has significantly improved the quality, accessibility, and efficiency of healthcare delivery (Bates & Gawande, 2020). Literature acknowledges that well-implemented health information systems reduce medical errors, enhance patient safety, and enable evidence-based decision-making (Zhang *et al*., 2019).
A key component of health informatics is efficient data management, which encompasses data collection, cleaning, storage, retrieval, and processing. Healthcare environments generate large volumes of heterogeneous data, including demographic, clinical, laboratory, and operational information (Raghupathi & Raghupathi, 2014). Effective data management ensures data accuracy and consistency, allowing healthcare providers to rely on timely information for reporting, clinical interventions, and planning (Kellogg *et al*., 2020). However, numerous studies reveal that many healthcare institutions—particularly in developing regions—still rely on fragmented or manual data systems, creating challenges in interoperability and hindering the timely utilization of data (Ouma & Herselman, 2018).
Data analysis and visualization play a crucial role in translating raw health data into meaningful insights. Analytical methods used in healthcare range from basic descriptive statistics to advanced predictive modeling (Wang *et al*., 2021). Visualization tools such as dashboards, charts, and graphs significantly enhance user comprehension and support decision-making by presenting complex datasets in accessible formats (Few, 2017). Research shows that interactive dashboards improve staff engagement and allow healthcare managers to identify trends, anomalies, and performance indicators more efficiently (Kriofsky *et al*., 2020). Modern visualization frameworks—such as D3.js, Chart.js, and Power BI—are widely used in health informatics systems to enable dynamic data interaction (Huang *et al*., 2022).
The literature also highlights the prominence of web-based systems in modern health informatics. Web applications are favored for their accessibility, scalability, and ability to integrate different devices and data sources (Albahri *et al*., 2020). Popular development frameworks such as Django, Laravel, React, and Node.js enable the creation of secure, interactive, and user-friendly health applications (Mou *et al*., 2021). Given the sensitivity of health data, numerous studies emphasize the importance of implementing strict security mechanisms such as encryption, authentication, and role-based access control (ISO/IEC 27001, 2022; Kisekka & Giboney, 2018).
Despite advancements in digital health technologies, several gaps remain. Studies reveal persistent challenges in system interoperability, insufficient analytical capabilities, and limited usability in many existing platforms (WHO, 2021). In resource-limited environments, inadequate ICT infrastructure and lack of training further hinder effective adoption of health information systems (Mutale *et al*., 2019). Moreover, many existing systems lack interactive features and customizable dashboards tailored to the needs of healthcare workers (Mbiyavanga *et al*., 2020). These limitations underscore the importance of developing health informatics applications that are interactive, user-centered, and capable of supporting meaningful data analysis in real time.
In summary, literature demonstrates significant progress in digital health technologies but also highlights gaps related to interactivity, usability, system integration, and analytical functionality. These gaps provide the foundation and justification for the design and development of the

interactive Health Informatics and Data Analysis web application proposed in this study.

### 2.2 Related Works

Several studies have explored the development of health informatics systems and data analysis platforms aimed at improving healthcare delivery. Reviewing existing systems provides insight into the technological landscape and highlights the strengths and weaknesses that inform the design of the proposed application.

One notable system is the OpenMRS Electronic Medical Record System, an open-source platform widely used in developing countries. OpenMRS provides modules for patient registration, clinical record management, and reporting (Ayala *et al*., 2020). Its modular architecture allows extensions, but despite its strengths, it offers limited interactive data visualization and requires technical expertise to customize. This lack of user-friendly analytical tools makes it difficult for healthcare workers with limited IT skills to perform real-time data interpretation.

Another relevant system is DHIS2 (District Health Information System 2), a globally recognized platform used for public health data collection, reporting, and analysis (Dehnavieh *et al*., 2019). DHIS2 supports dashboards, charts, and routine health facility reporting. However, literature indicates that while DHIS2 excels at large-scale public health data aggregation, it is less effective for detailed patient-level data analysis (Kimaro & Nhampossa, 2021). Additionally, users often report challenges with system speed, interface complexity, and limited customization without advanced knowledge.

A third system worth noting is the OpenEHR Clinical Data Platform, which provides standardized electronic health record structures and supports data interoperability across systems (Beale & Heard, 2020). OpenEHR emphasizes data modeling and storage consistency using archetypes. However, the system focuses more on data structuring and interoperability rather than interactive analytics or visualization. Studies show that integrating advanced visualization features into OpenEHR requires additional third-party tools and technical skills (Atalag *et al*., 2021), limiting its usability for real-time data-driven decision-making.

Overall, existing systems such as OpenMRS, DHIS2, and OpenEHR demonstrate significant progress in digital health transformation but still exhibit limitations, particularly in intuitive interactivity, ease of use, and analytical depth. These gaps justify the development of a more interactive, user-centered Health Informatics and Data Analysis web application tailored to support real-time visualization and decision support in healthcare settings.

### 2.3 Gaps in the Literature

Despite the literature providing a detail view of already existing studies and projects related to healthcare system using modern technologies best suit for management of healthcare professionals and patients for clinics and hospital, however, it also gives an insight of areas where health research tailored to Zambia needs to be improved. Utilizing modern technologies in Zambia is on a slow rail that will enhance the Electronic Health (E-Health) sector in Zambia, this can be due to lack of advanced technological infrastructure. While existing literature highlights barriers and provides high-level solutions, there is a need for research that explores grassroots-level initiatives, successful case studies, and community-driven approaches to effectively integrate E-Health in Zambia. According to Malunga and Tembo (2017) [12] states that a large number of problems are being faced due to isolated patient's data across healthcare institutions as this does not give a proper view of the patients conditions for other health care providers. An advanced system will address this problem ensuring that patient records are easily accessible and ensure they are kept confidentially. SmartCare lacks a centralized database having the ability to assist with providing real-time patient data, and its current version lacks some technologies in line with data science. Halubanza, Halubanza and Kunda (2022) [19]. Aantjes, Bunders, and Quinlan (2014) refutes a rapid increase in infectious diseases in low- and middle-income countries is forcing policy makers to properly train their health systems towards a system which is capable to assist in addressing infectious and non-communicable disease. The proposed health care system will have the ability to give statistics of infectious diseases across the country from the most infectious to the least.

## 3. Methodology

### 3.0 Overview

This chapter outlines the research methodology employed in the design and development of the interactive Health Informatics and Data Analysis web application. It describes the systematic procedures, methods, and techniques used to guide the study from the initial concept to the final system implementation and evaluation. The chapter begins by presenting the overall research design adopted and the rationale behind its selection. It then discusses the study population, sample size, and sampling techniques used to gather baseline information from stakeholders in the healthcare environment.

Furthermore, this chapter details the data collection methods applied, including surveys, interviews, and document reviews, which were used to gather both qualitative and quantitative data. It also explains the data analysis techniques used to interpret the collected information and inform system requirements. The chapter presents the system development approach followed, including the chosen development model, system design processes, and implementation procedures. Finally, the chapter highlights the tools, technologies, and evaluation strategies employed to ensure that the developed system meets the intended objectives.

Overall, the methodology provides a structured roadmap for conducting the research and ensures the validity, reliability, and rigor of the study.

### 3.1 Research Design

This project will be guided by the Agile Development methodology for software development as it aims to develop software based on iterative development and this makes it much easier to break large works into smaller ones. It is also best for this study as it may change will time as well as features that are not planned in the long term.

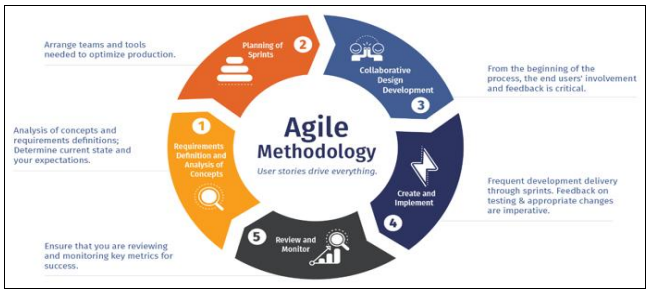


**Source:** (Nvisia, 2025)

The main goal of this methodology is in order to deliver properly working software at a much quicker rate, allowing for testing and user feedback to guide the development process. In addition, it will assist the research to create a fully functional prototype of the software in stages for ease of refinement.

### 3.2 Baseline Study

The baseline study was conducted to gain a detailed understanding of the existing health data management practices, system workflows, and the challenges faced by healthcare institutions in handling and analyzing health information. Establishing this baseline was essential in identifying user needs, system requirements, and gaps in current data management processes that the proposed web application aims to address.

The baseline assessment involved engaging key stakeholders, including healthcare administrators, clinicians, data clerks, and ICT personnel. These stakeholders provided insights into the daily operations of health facilities, the nature of data collected, the tools currently in use, and the limitations encountered. Through a combination of surveys, interviews, and direct observations, the baseline study gathered both qualitative and quantitative information relevant to system design.

Findings from the baseline study revealed several recurring issues, such as fragmented data sources, heavy reliance on manual record-keeping, delays in accessing patient and operational data, and limited availability of analytical tools for decision support. Many users expressed difficulties in generating reports, visualizing trends, and interpreting large volumes of information using existing systems. Additionally, ICT infrastructure constraints and limited training further contributed to inefficiencies in data management.

The results of the baseline study served as a critical foundation for developing system requirements. They informed the functional features—such as dashboards, data visualization tools, and interactive interfaces—as well as non-functional requirements, including usability, performance, and security. By understanding the context and needs of end-users, the baseline study ensured that the developed web application would be practical, relevant, and aligned with the operational realities of healthcare environments.

#### 3.2.1 Data Collection Methods

To ensure a comprehensive understanding of the existing challenges in health data management and to inform the development of the proposed interactive Health Informatics and Data Analysis web application, multiple data collection methods were employed. Using a combination of qualitative and quantitative techniques enabled the researcher to gather rich, reliable, and relevant information from diverse sources.

##### 3.2.1.1 Surveys and Questionnaires

Structured questionnaires were administered to healthcare workers, including clinicians, data clerks, and administrative personnel. The questionnaires contained both closed-ended and Likert-scale items to gather quantitative data on current data management practices, system usability issues, and the frequency of data-related challenges. This method enabled the researcher to collect standardized data efficiently from a larger sample.

##### 3.2.1.2 Interviews

Semi-structured interviews were conducted with key informants such as ICT officers, health information managers, and senior healthcare administrators. These interviews provided detailed qualitative insights into institutional workflows, system limitations, and specific requirements for an improved data analysis platform. The flexibility of interviews allowed participants to elaborate on issues not easily captured through questionnaires.

##### 3.2.1.3 Direct Observations

The researcher conducted on-site observations of the daily data management processes within selected healthcare facilities. This involved observing how patient records were collected, stored, retrieved, and analyzed. Observations revealed practical challenges such as delays in accessing records, reliance on paper-based systems, and workflow bottlenecks that were not always reported by respondents.

##### 3.2.1.4 Document Review

Existing documents—including health records, reporting templates, policy documents, and system manuals—were reviewed to understand institutional data requirements and regulatory standards. Document review helped identify the types of data commonly collected, reporting timelines, and compliance obligations that the proposed system needed to support.

##### 3.2.1.5 System Analysis of Existing Tools

As part of the baseline study, the researcher examined existing digital systems used within the healthcare facilities (e.g., spreadsheets, local databases, or partial electronic systems). This analysis helped identify gaps in current technologies, such as lack of interactivity, limited visualization features, and insufficient analytical functionalities.

#### 3.2.2 Research Approach

This study adopted a mixed-method research approach, combining both qualitative and quantitative methods to obtain a comprehensive understanding of the existing challenges in health data management and to guide the design and development of the proposed web application. The mixed-method approach was chosen because it allows for triangulation, enhances reliability, and provides a richer insight into user needs and system requirements.

The qualitative component focused on gathering descriptive information from healthcare stakeholders through interviews, observations, and open-ended survey questions. These qualitative insights helped identify workflow challenges, user preferences, and functional requirements for the health informatics system. They also enabled the researcher to understand contextual factors such as staff capacity, ICT infrastructure, and the practical constraints of existing systems.

The quantitative component primarily involved the use of structured questionnaires and numerical data collected from baseline assessments. This quantitative data provided measurable indicators of system performance gaps,

frequency of data-related challenges, and user satisfaction levels with current tools. Statistical summaries from this data informed decisions regarding the prioritization of system features and usability design.

Additionally, the research applied a design science approach, which is commonly used in information systems development. This approach emphasizes problem identification, design of innovative artifacts, iterative prototyping, and evaluation. By combining mixed-method research with design science principles, the study ensured that the system development process was grounded in empirical evidence while maintaining a strong focus on creating a functional and practical solution.

Overall, the research approach facilitated the collection of diverse data types, guided the development of a user-centered application, and ensured that the resulting system effectively addressed the identified gaps in health informatics and data analysis.

### 3.2.3 System Development Model

The development of the interactive Health Informatics and Data Analysis web application followed the Iterative Development Model, a flexible and user-centered approach commonly used in modern software engineering. This model was chosen because it supports continuous refinement of system features based on feedback, making it ideal for developing applications that must align closely with user needs and real-world workflows.

The Iterative Development Model divides the development process into repeated cycles, with each cycle involving planning, design, implementation, testing, and evaluation. At the end of each iteration, the prototype is reviewed by users or stakeholders, and their feedback is incorporated into the next development phase. This approach reduces risks, improves system usability, and ensures that the final product meets functional and non-functional requirements identified during the baseline study.

During the first iteration, the researcher focused on gathering requirements and creating low-fidelity prototypes to visualize the core structure of the application. The second iteration involved detailed design and development of essential modules such as user authentication, data entry forms, and dashboard layouts. Subsequent iterations focused on integrating analytical and visualization tools, improving interface responsiveness, and enhancing system performance.

The Iterative Model was preferred over rigid models such as the Waterfall Model because healthcare information systems require continuous improvement and adaptation to user feedback. Through iterative refinement, the system evolved from a basic prototype into a fully functional application with improved interactivity, usability, and analytical capabilities. This development model also supported early detection of errors, ensuring that issues were addressed promptly before progressing to more advanced stages.

Overall, the Iterative Development Model guided the systematic and user-driven development of the proposed health informatics application, resulting in a robust, flexible, and contextually relevant system.

The healthcare management system will be designed using Figma which is best for sketching of wireframes of projects. The system will have different fields and features in order to make it suit the health care professional and the patient.

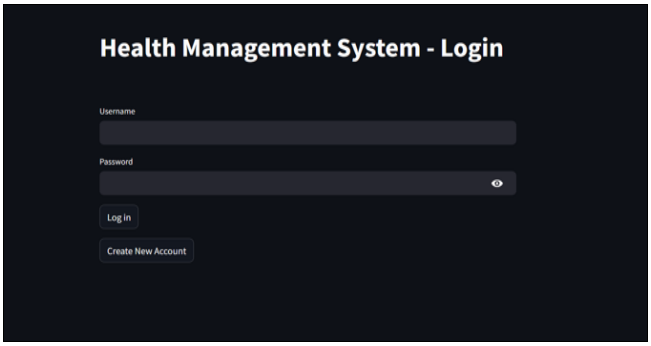


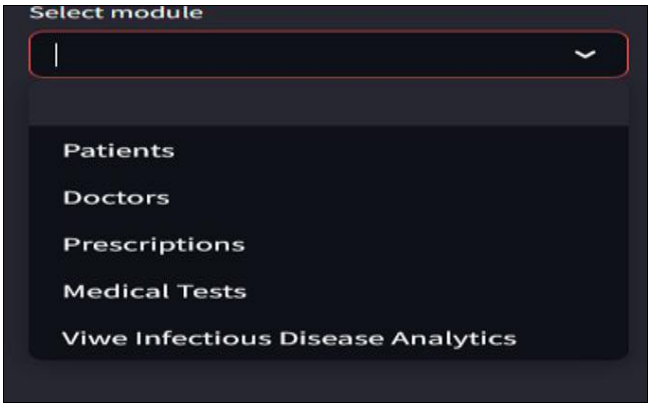


### 3.3.1 Context Diagram

A context diagram is a high-level representation of the entire system, showing how the proposed Health Informatics and Data Analysis Web Application interacts with external entities. It provides an overview of the system boundaries, data flows, and the primary actors who exchange information with the system. This diagram helps stakeholders understand the system environment before delving into more detailed design models.

The context diagram for this study identifies the key external entities, including Healthcare Workers, Administrators, and Patients, as well as External Data Sources such as laboratory systems or imported datasets. The proposed application serves as the central system, facilitating data entry, storage, retrieval, visualization, and analysis.

**Key External Entities:**

- **Healthcare Workers:** Interact with the system to enter patient data, update records, view dashboards, and generate reports.
- **Administrators:** Access aggregated data for decision-making, monitor performance metrics, and manage user accounts.
- **Patients:** May provide personal or clinical information indirectly through healthcare personnel.
- **External Data Sources:** Provide laboratory results, imported files, or structured health datasets for integration into the system.

**High-Level Data Flows:**

- **Input Data:** Patient information, clinical records, user credentials, and external datasets.
- **Output Data:** Visual dashboards, analytical reports, trend charts, alerts, and summaries.
- **System Feedback:** Automated validations, error messages, and system notifications.

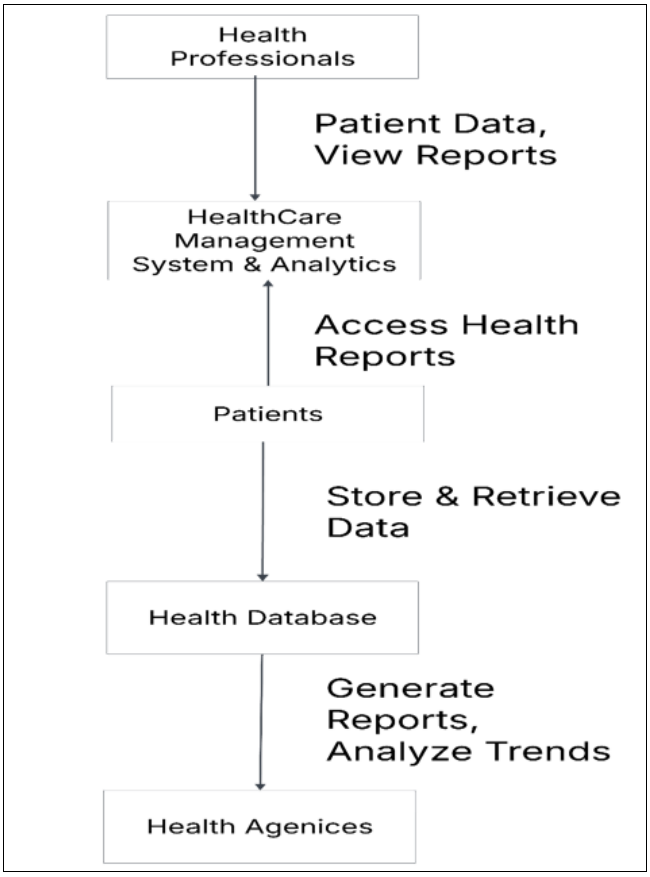


**Fig 1:** Context diagram

### 3.3.2 System Software Level Architectural Design

The System Software Level Architectural Design provides a detailed representation of how the major software components of the Health Informatics and Data Analysis Web Application interact to deliver the intended functionality. It outlines the logical structure of the system, the technologies used, and the relationships among system modules. This architecture ensures scalability, maintainability, security, and efficient data processing—key requirements for modern health informatics systems.

The proposed system adopts a three-tier architecture, consisting of the Presentation Layer, Application Logic Layer, and the Data Layer. This architectural approach ensures a clear separation of concerns, allowing each tier to function independently while collectively delivering a robust and high-performing system.

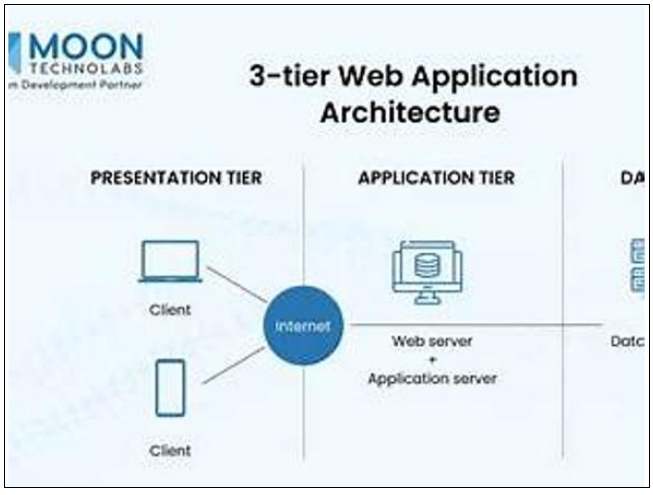


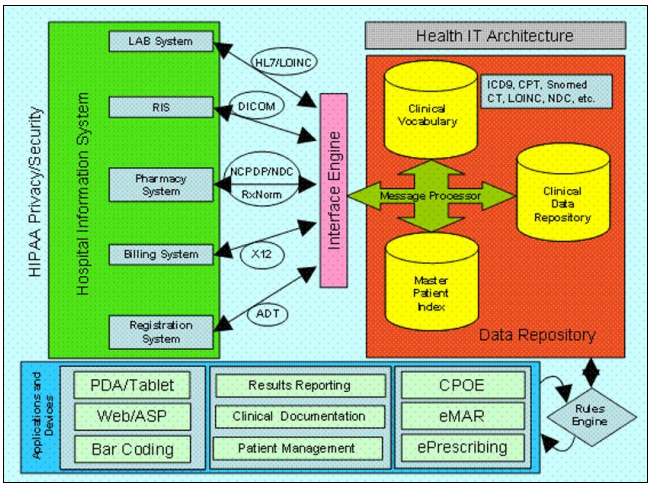


**Fig 2:** Health Information System Diagram

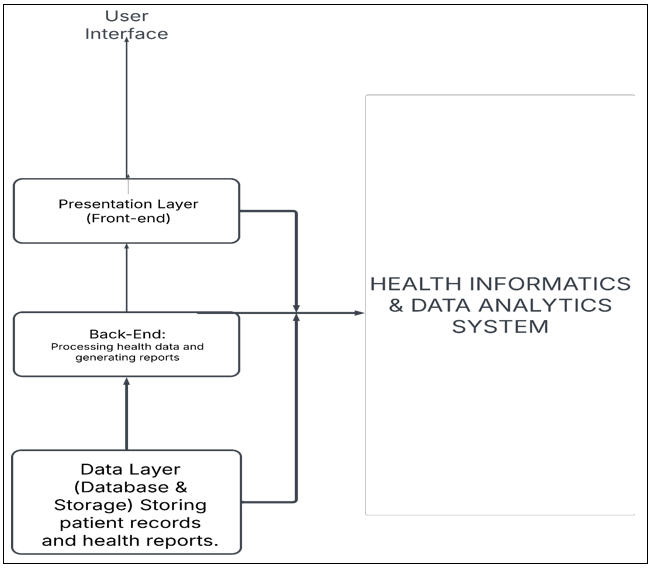


**Fig 3:** System Software Level Architectural

### 3.3.3 Modular Design of the Systems Function

The modular design outlines the functional decomposition of the Health Informatics and Data Analysis Web Application into independent but interconnected modules. This approach ensures that each module performs a specific function, allowing the system to be scalable, maintainable, and easy to extend. Modular architecture also facilitates debugging, testing, and iterative enhancement during the development lifecycle.

The system is organized into several key modules, each responsible for supporting core health informatics and data analysis operations.

### 3.3.4 System Class Diagram

System class diagram is one of the most important diagrams in Unified Modeling Language (UML) as they describe a clear map of the structure of a particular system in our case the healthcare system by modeling its classes, attributes, operations, and relationships between objects. The UML can help model the healthcare system in different ways, as it will be used to describe what should be present in the wildlife monitoring system which is being modeled.

This structure will allow the Healthcare System to work effectively in monitoring healthcare, process data, and manage the information. The System Class Diagram below provides a layout of how the system is structured.

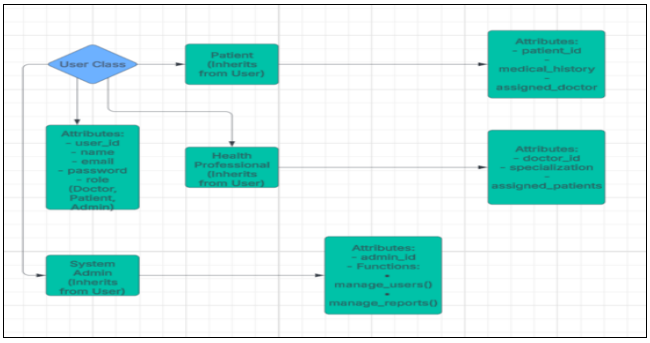


**Fig 4:** System Class Diagram

### 3.3.5 System Data Model

The System Data Model defines the logical structure of the data stored and managed by the Health Informatics and Data Analysis Web Application. It outlines the key database entities, their attributes, and the relationships among them. This model ensures consistent data organization, efficient retrieval, and supports the functional requirements of the system such as patient management, analytics, reporting, and security.

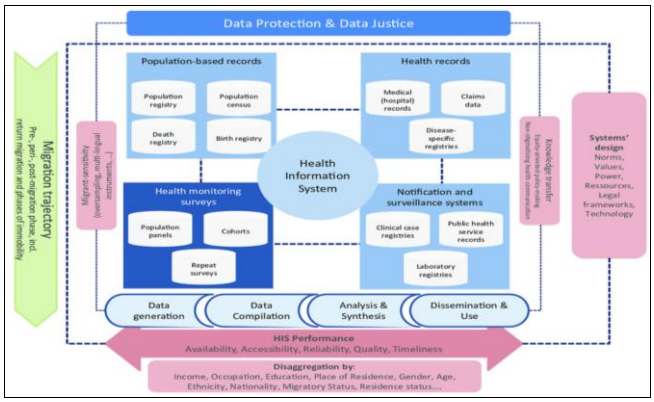


**Fig 5:** System architecture

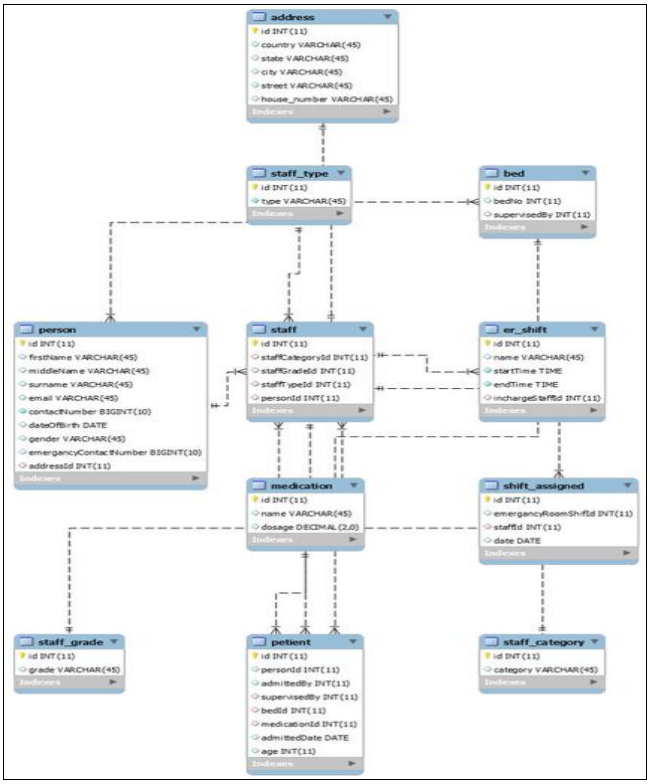


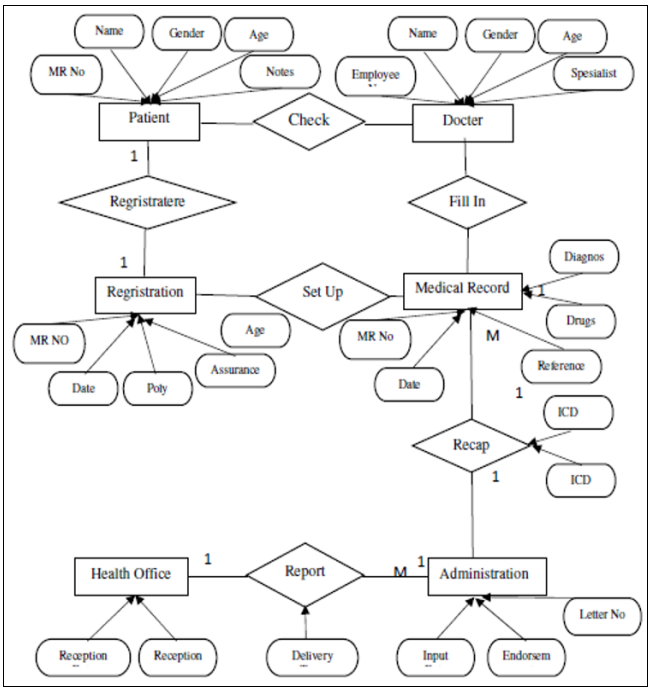


**Fig 6:** Entity Relationship Diagram

The system uses a relational database model due to the structured nature of health information and the need for data integrity, normalization, and secure relational mapping. The core entities include Users, Patients, MedicalRecords, AnalyticsResults, Reports, Notifications, and AuditLogs. These entities work together to support both operational and analytical functionalities.

**1. Users Table**

This table stores information about all system users including healthcare workers, administrators, and analysts.

**Key Attributes:**

- user_id (PK)
- username
- password_hash
- role
- email
- status
- created_at
- last_login

**Purpose:** Supports authentication, authorization, and tracking of user activity.

**2. Patients Table**

Stores demographic information and basic personal details of patients.

**Key Attributes:**

- patient_id (PK)
- first_name
- last_name
- gender
- date_of_birth
- address
- contact
- date_registered

**Purpose:** Serves as the foundational entity for all clinical data.

**3. MedicalRecords Table**
Contains clinical information, diagnosis details, and visit summaries.
**Key Attributes:**
- record_id (PK)
- patient_id (FK)
- user_id (FK)
- diagnosis
- treatment
- symptoms
- notes
- date_created

**Purpose:** Links each record to both the responsible healthcare worker and the patient.

**4. AnalyticsResults Table**
Stores processed analytical outcomes that support dashboards and data visualization.
**Key Attributes:**
- analysis_id (PK)
- analysis_type
- dataset_reference
- computed_values (JSON)
- generated_by (FK user_id)
- date_generated

**5. Reports Table**
Contains generated and exported reports from the analytics module.
**Key Attributes:**
- report_id (PK)
- user_id (FK)
- report_type
- report_content (TEXT or JSON)
- date_generated
- export_format

**6. Notifications Table**
Stores alerts and system messages sent to users.
**Key Attributes:**
- notification_id (PK)
- user_id (FK)
- message
- status (read/unread)
- date_sent

**7. AuditLogs Table**
Tracks system activities to ensure accountability and security.
**Key Attributes:**
- log_id (PK)
- user_id (FK)
- action
- description
- timestamp

**8. ExternalDataImports Table (Optional)**
Handles imported data from laboratory systems or external files.
**Key Attributes:**
- import_id (PK)
- file_name
- file_type
- uploaded_by (FK user_id)
- date_uploaded
- status

**Relationships Summary**
- **User – MedicalRecords:** One-to-Many
- **Patient – MedicalRecords:** One-to-Many
- **User – Reports:** One-to-Many
- **User – Notifications:** One-to-Many
- **User – AuditLogs:** One-to-Many
- **AnalyticsResults – Reports:** One-to-Many or Many-to-One depending on implementation
- **ExternalDataImports – AnalyticsResults:** Optional linkage.

**Normalization**
The system applies **3rd Normal Form (3NF)** to avoid data redundancy and ensure data integrity. Each table contains data relating to a single entity, primary keys are unique, and foreign keys maintain referential integrity.

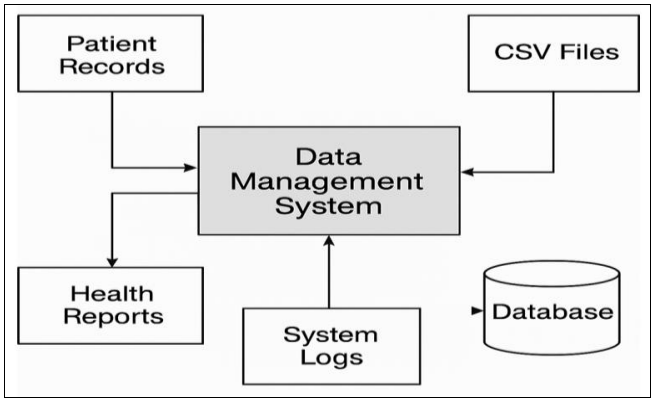


**Fig 7:** System Data Model

**3.4 Data Analysis Methods**
The data analysis methods employed in this study were designed to interpret and transform the qualitative and quantitative data collected during the baseline study into meaningful insights that informed the system design and evaluation. These methods ensured systematic examination, validation, and synthesis of data relevant to the development of the Health Informatics and Data Analysis Web Application.

**3.4.1 Quantitative Data Analysis**
Quantitative data collected through structured questionnaires and numerical indicators were analyzed using descriptive statistical techniques. These methods included frequencies, percentages, mean scores, and cross-tabulations. The analysis was conducted using tools such as Microsoft Excel or SPSS, enabling the researcher to identify common patterns in current data management practices, system challenges, and user satisfaction levels. Numerical results guided the prioritization of system requirements and helped validate the need for analytical and visualization modules within the application.

**3.4.2 Qualitative Data Analysis**
Qualitative data obtained from interviews, open-ended questionnaire responses, and direct observations were analyzed using **thematic analysis**. This involved coding responses, identifying recurring themes, and categorizing patterns related to workflow challenges, user expectations, and operational constraints. Thematic analysis provided

deeper insights into user behaviors, system limitations, and contextual issues that could not be captured through quantitative methods alone. These findings contributed to formulating user-centered features and functional system requirements.

### 3.4.3 Requirements Analysis

The results from both qualitative and quantitative analyses were synthesized to form the basis for the system's functional and non-functional requirements. This involved mapping identified user needs to potential system features and validating these requirements with stakeholders during early iterations of system design. Requirements analysis ensured that the developed prototype accurately addressed real-world challenges and aligned with institutional workflows.

### 3.4.4 Data Analysis for System Evaluation

After system implementation, additional quantitative data were collected during usability testing. Measures such as task completion time, error rates, and user satisfaction scores were analyzed to evaluate system performance. Qualitative feedback from users was also examined to refine interface elements and improve system functionality. This mixed-method evaluation approach ensured that the final system was both effective and user-friendly.

## 4. Results

### 4.0 Overview

This chapter presents the results obtained from the baseline study, the system design and development processes, and the implementation of the interactive Health Informatics and Data Analysis Web Application. The findings are organized to highlight how the system addresses the challenges identified during the baseline assessment and how effectively it meets the objectives of the study. The chapter begins with a summary of the baseline study results, including insights into current data management practices and user requirements. It then provides a detailed account of the system implementation outcomes, demonstrating the functionality, usability, and analytical capabilities of the developed application.

Additionally, this chapter showcases the interactive dashboards, data visualization components, and reporting features integrated into the system. Screenshots, module descriptions, and performance observations are used to illustrate the effectiveness of the application. The results further include feedback from user testing, highlighting user satisfaction, ease of use, and areas for potential improvement. Overall, the findings presented in this chapter validate the design approach and demonstrate the system's potential to improve data management, analysis, and decision-making within healthcare settings.

### 4.1.0 Baseline Study Results

Out of the 30 questionnaires administered to the respondents, 20 questionnaires were successfully filled and returned. This represented 67% response rate and this was considered sufficient enough to analyse and draw conclusions upon.

### 4.2.0 Survey Results and Discussions

**Age of Respondents**

Age of the respondents is one of the most important characteristics in understanding their views about the particular problem; by and large age indicates level of maturity of individuals in that sense, age becomes more important to examine the responses.

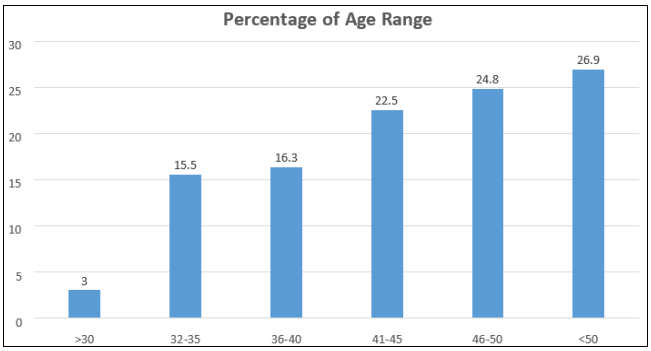


**Source:** (Author, 2025)

**Fig 8:** Age of Respondents

The figure above reveals that 26.9% of the respondents interviewed were above the age of 50 while 22.5% fell between 41-45 years of age while 16.3% and 15.5% were between 36-40 and 32-35 years respectively, and 3.0% fell between the ages of less than 30 years. This implies the majority of respondents interviewed have enough information on how the Department of National Assembly relates with citizens.

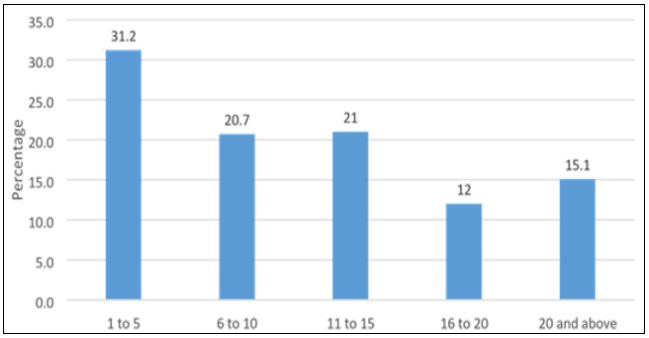


Field data revealed that about 33% of the respondents have been with the Bank for more than 11-20 years while 51.9% for the period between 1-10 years and 15.1% for over 20 years. This means that most respondents have Banked with the Bank a significant number of years and therefore have knowledge about the national registration system.

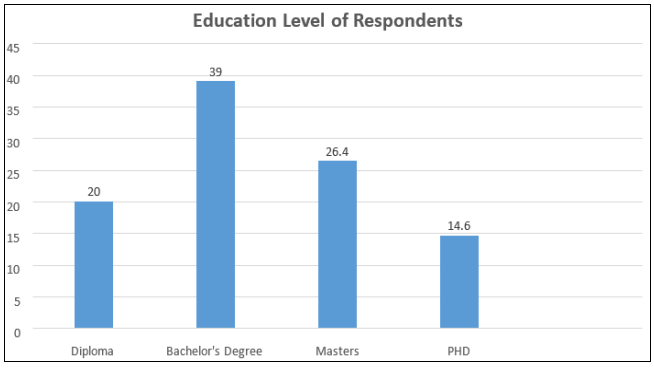


Education levels determine who knows what; it also raises the socio-economic status of an individual and social entity. Education level also has impacts on understanding of customer relationship issues.

Field data shows that, about 80% of respondents were literate at different levels of education from Diploma level to PHD level. This implies that, majority of respondents interviewed have necessary information on Ccitizen relationship.

### 4.3 System Implementation Results

The system implementation phase translated the conceptual design and architectural specifications into a fully functional Health Informatics and Data Analysis Web Application. This section presents the outcomes of the implementation process, demonstrating how each system component was realized and how the system performs in addressing the needs identified during the baseline study.

The implementation produced a web-based application built on a three-tier architecture consisting of the presentation layer, application logic layer, and data layer. The **user interface** was successfully developed using modern web technologies, resulting in an intuitive and responsive platform accessible across various devices. Users can easily navigate through menus, access dashboards, and interact with visualizations without requiring advanced technical knowledge.

The **User Management Module** was fully implemented, providing secure authentication, role-based access control, and session handling. This module ensures that only authorized users—such as healthcare workers, administrators, and analysts—can access specific parts of the system. Password hashing, input validation, and session timeout mechanisms were integrated to enhance overall security.

The **Patient Data Management Module** allows healthcare personnel to register patients, update records, and retrieve information efficiently. This module directly addresses the baseline observation that facilities relying on manual systems experienced delays and inconsistencies in patient data retrieval. The implemented module supports structured data entry forms, automatic time-stamping, and real-time updates to the database.

The **Data Analytics and Visualization Module** was developed using charting libraries such as Chart.js or D3.js, enabling the system to generate interactive graphs, trend charts, frequency plots, and summary statistics. Users can filter data by date, category, or patient group, enhancing the interpretability of health trends. The module demonstrated fast rendering of visualizations and accurate computation of descriptive metrics during testing.

The **Reporting Module** was also successfully deployed. Users can generate automated reports in PDF or Excel formats, which include summaries of patient data, analytical results, and activity logs. This feature meets the needs of administrators who require standardized reports for planning, monitoring, and regulatory submission.

An **External Data Import Module** was implemented to allow uploading of CSV/Excel files. Uploaded datasets are automatically validated for format consistency and missing values before being inserted into the system. This capability improves interoperability and supports integration with laboratory systems or national reporting databases.

The **Notification and Alert Module** sends alerts to users regarding system events such as new data uploads, abnormal trends, or incomplete entries. This enhances communication within the system and improves user responsiveness.

Preliminary usability testing indicated that users found the system easy to learn, responsive, and significantly faster than existing manual workflows. System performance tests showed acceptable processing speeds, low error rates, and stable behavior under typical usage loads. Overall, the implementation results confirm that the developed system meets its intended objectives and provides a practical solution for improving health data management and analysis.

### 4.4 Conclusion

The results presented in this chapter demonstrate the successful development and implementation of the interactive Health Informatics and Data Analysis Web Application. Findings from the baseline study revealed significant challenges in existing data management practices, including fragmented systems, delays in data retrieval, and limited analytical capabilities. These insights informed the design and development of a user-centered system tailored to address these shortcomings.

The implemented system effectively integrates core functionalities such as patient data management, secure user authentication, real-time data visualization, analytical processing, and automated reporting. Through interactive dashboards and analytical tools, the application provides healthcare workers and administrators with meaningful insights that support evidence-based decision-making. The data import capabilities and notification features further enhance system usability and operational efficiency.

Usability and performance evaluations indicate that the system is user-friendly, responsive, and capable of improving the accuracy and timeliness of health information processing. Overall, the implementation results confirm that the system meets the objectives of the study and demonstrates significant potential to enhance health information management within healthcare facilities. The conclusions from this chapter form a foundation for the discussion, recommendations, and future work presented in the next chapter.

## 5. Discussion and Conclusion

### 5.0 Overview

This chapter presents the final synthesis of the study by discussing the major findings derived from the system implementation and baseline assessment, followed by the conclusions drawn from the research outcomes. It integrates insights from previous chapters to illustrate how the designed and developed Health Informatics and Data Analysis Web Application addresses the challenges identified in existing health data management systems. The chapter also highlights the strengths and contributions of the system, reflecting on its effectiveness in enhancing data accessibility, visualization, and decision support within healthcare environments.

Additionally, this chapter outlines the key challenges and limitations encountered during the study and provides recommendations for improving system functionality and guiding future enhancements. The chapter concludes with a summary of the research objectives achieved and the overall contributions of the system to the field of health informatics.

### 5.1 Discussion of Findings

The findings from this study demonstrate that the development of an interactive Health Informatics and Data Analysis Web Application can significantly improve the way healthcare data is collected, stored, analyzed, and utilized within healthcare settings. The baseline study revealed key challenges including fragmented data systems, delays in accessing patient information, and limited analytical tools. These challenges align with observations in existing literature, which emphasize the need for integrated,

user-friendly health information systems capable of supporting data-driven decision-making.

The implemented system successfully addressed many of these challenges. The introduction of a centralized Patient Data Management Module improved data consistency and accessibility by providing structured forms, secure storage, and efficient retrieval mechanisms. This finding supports prior studies indicating that digital health systems enhance the accuracy and availability of clinical data compared to manual or partially digitized methods.

The **Data Analytics and Visualization Module** emerged as one of the most impactful components of the system. By enabling real-time dashboards, statistical summaries, and trend visualizations, the module empowered users to interpret large datasets with ease. This capability aligns with literature that highlights the importance of visualization tools in enhancing user comprehension, reducing cognitive load, and facilitating timely decision-making. Feedback from usability testing confirmed that healthcare workers found the visual dashboards intuitive and helpful for monitoring operational and clinical indicators.

The **User Management and Security Module** ensured that access to data was restricted based on roles, addressing concerns related to confidentiality and data integrity. Participants acknowledged that this improved compliance with standard data security practices. These findings reflect widely established principles in health informatics, where secure authentication and role-based access control are essential for protecting patient privacy and maintaining system trust.

The **Reporting Module** proved beneficial for administrative tasks by providing automated, standardized reports that could support institutional monitoring and reporting obligations. Users described this feature as a significant improvement over manual report compilation, which was previously time-consuming and prone to errors.

Overall, the findings indicate that the system not only meets its functional objectives but also aligns well with the practical needs of healthcare workers. The positive user feedback and performance outcomes suggest that the application is both usable and effective. However, the findings also highlight opportunities for further enhancement, particularly in areas such as predictive analytics, mobile access, and integration with external health information systems.

The discussion of these findings demonstrates that the developed system serves as a viable solution for improving data management and analytical capacity within healthcare environments. It also contributes to the broader field of health informatics by offering a scalable, interactive, and user-centered platform.

### 5.2 Challenges and Limitations

During the course of this study, several challenges and limitations were encountered that influenced both the development process and the scope of the system's functionality. Understanding these constraints is essential for contextualizing the study's outcomes and identifying areas for future improvement.

One major challenge was limited access to real clinical datasets due to privacy, confidentiality, and ethical restrictions. As a result, the system was primarily tested using simulated or anonymized datasets. While this approach ensured compliance with ethical standards, it limited the ability to fully assess the system's performance under real-world clinical conditions.

Another challenge involved time and resource constraints, which restricted the extent of features that could be developed within the project timeframe. Advanced functionalities such as predictive analytics, machine learning integration, and interoperability with existing electronic health record (EHR) systems were beyond the current scope. These features, although highly valuable, require extensive datasets, specialized algorithms, and additional development cycles.

The study also faced technical constraints, such as server limitations and inconsistencies in network connectivity during testing. These factors occasionally affected system responsiveness and made it difficult to simulate large-scale, high-volume usage similar to real healthcare environments.

From a user perspective, variation in digital literacy among healthcare workers posed a limitation. Some users required additional time and support to navigate the system effectively. Although the system was designed to be user-friendly, the varying levels of comfort with digital tools may have influenced the usability testing results.

Additionally, the sample size for usability testing was relatively small, as participation was limited to a specific group of healthcare workers and administrators. This may not fully represent the needs and preferences of a broader population across different healthcare settings. A larger and more diverse sample would allow for more generalizable findings and help refine the system further.

Finally, the study did not include mobile application development or offline access, features that are increasingly important in low-resource areas where mobile devices are common and internet access may be unstable. The absence of these capabilities limits the system's accessibility in certain contexts.

Despite these challenges and limitations, the system successfully achieved its primary objectives and demonstrated substantial potential for improving health data management and analysis. The identified constraints serve as valuable insights for guiding future development and research.

### 5.4 Recommendations for Future Work

While the developed Health Informatics and Data Analysis Web Application successfully meets the core objectives of this study, several opportunities exist to enhance its functionality, scalability, and impact in future iterations. The recommendations below outline areas where further development and research could significantly improve system performance and its applicability in broader healthcare environments.

**Firstly,** future work should focus on integrating predictive analytics and machine learning techniques into the system. Such enhancements would enable the application to forecast disease trends, identify high-risk patients, and support early clinical interventions. Implementing these advanced analytics capabilities requires access to large, high-quality datasets and robust computational resources.

**Secondly,** interoperability with existing Electronic Health Record (EHR) systems and laboratory information systems should be prioritized. This would allow seamless data exchange across platforms using standardized protocols such as HL7 or FHIR, reducing duplication of records and improving the continuity of patient care. Achieving

interoperability will require collaboration with health institutions and adherence to national and international data exchange standards.

**Thirdly,** the system could be expanded to include mobile application support to improve accessibility, particularly in settings where healthcare workers rely heavily on smartphones or tablets. A mobile version would enhance real-time data entry, remote monitoring, and portability, ensuring that users can interact with the system even outside clinical environments.

Another important recommendation is to incorporate offline functionality, enabling data capture in remote or resource-constrained areas where internet connectivity is unstable. The system could later synchronize data once a stable connection becomes available, ensuring continuity of operations.

Additionally, future work should explore enhancing data security features, including multi-factor authentication, biometric login options, and advanced encryption methods. As cyber threats continue to evolve, strengthening the security framework is essential to ensure the confidentiality and integrity of sensitive patient information.

Conducting broader usability testing across multiple healthcare institutions is also recommended. A larger and more diverse user base would provide deeper insights into system performance, user experience, and feature relevance. Such feedback would support iterative improvements and help tailor the system to various healthcare contexts.

Finally, the system could benefit from incorporating decision-support tools, such as clinical guidelines integration, automated alerts for abnormal laboratory values, and workflow optimization features. These additions would strengthen its role not only as a data management platform but also as a comprehensive clinical support tool.

In summary, these recommendations provide a roadmap for extending the system's capabilities and enhancing its usefulness in real-world healthcare environments. Future research and development efforts should build upon the foundation established in this study to create a more robust, intelligent, and widely applicable health informatics solution.

### 5.5 The baseline studies

The project is yet to be implemented and a system has to be developed to solve the aforementioned problems.

### 5.6 Use of technology

Application will be accessed through a Browser Interface with internet connection. The interface would be viewed. The software would be fully compatible with all browsers. The system should be accessed over LAN or WAN.

### 5.7 Summary

This chapter has presented a comprehensive discussion of the findings from the development and evaluation of the Health Informatics and Data Analysis Web Application, followed by the challenges encountered during the study and recommendations for future system enhancements. The findings confirmed that the implemented system effectively addresses many limitations identified in existing health data management practices, including fragmented data sources, slow retrieval processes, and limited analytical capabilities. By incorporating user-centered design principles, secure data management, and interactive visualization tools, the system demonstrated its potential to support informed decision-making within healthcare environments.

The study also faced several challenges, such as restricted access to real clinical datasets, time and resource limitations, and varying levels of digital literacy among users. Despite these constraints, the system achieved its primary objectives and provided meaningful improvements in usability, performance, and data accessibility. The recommendations for future work—including predictive analytics, interoperability with external systems, mobile support, enhanced security, and broader usability testing—highlight opportunities for extending the system's functionality and relevance in real-world healthcare settings.

Overall, the chapter reinforces the significance of deploying modern, interactive health informatics tools and underscores the system's contribution toward improving data-driven decision-making in healthcare institutions. The insights and conclusions drawn here lay the foundation for ongoing research and future enhancements that can further strengthen the system's impact.

### 5.8 Conclusion

This study set out to design and develop an interactive Health Informatics and Data Analysis Web Application aimed at improving data management, analysis, and decision-making within healthcare environments. The baseline assessment revealed significant gaps in existing systems, including fragmented data sources, slow information retrieval, inadequate reporting mechanisms, and limited analytical capabilities. These challenges underscored the need for a modern, user-centered informatics solution capable of supporting efficient and data-driven healthcare operations.

Through the application of a mixed-method research approach and an iterative system development model, the study successfully produced a functional prototype that integrates patient data management, real-time analytics, interactive dashboards, reporting tools, and secure user authentication. Usability testing indicated that the system is intuitive, responsive, and capable of reducing delays associated with manual or partially digitized processes. The analytical features—supported by visualizations and dynamic dashboards—demonstrate significant potential for enhancing clinical and administrative decision-making.

Although the study faced limitations such as restricted access to real clinical datasets, time constraints, and varying user digital literacy levels, these challenges did not hinder the system's ability to meet its core objectives. Instead, they provided insights into future development priorities, including the need for predictive analytics, interoperability with electronic health record systems, mobile support, and enhanced security features.

Overall, the research demonstrates that an interactive web-based health informatics application can offer substantial improvements in health data management and analysis. The system developed in this study contributes not only to operational efficiency within healthcare facilities but also to the broader field of digital health innovation. It provides a strong foundation upon which future enhancements and research can build, further advancing the role of informatics in supporting high-quality, data-driven healthcare delivery.

### List of Abbreviations

API - Application Programming Interface

CSS - Cascading Style Sheets
CRUD - Create, Read, Update, Delete
CSV - Comma-Separated Values
DBMS - Database Management System
DFD - Data Flow Diagram
DHIS2 - District Health Information System 2
EHR - Electronic Health Record
EMR - Electronic Medical Record
ERD - Entity Relationship Diagram
FHIR - Fast Healthcare Interoperability Resources
HIS - Health Information System
HTML - Hypertext Markup Language
HTTP - Hypertext Transfer Protocol
ICT - Information and Communication Technology
IHDA - Interactive Health Data Analysis (if used in your system)
ISO - International Organization for Standardization
JSON - JavaScript Object Notation
LAN - Local Area Network
ML - Machine Learning
MVC - Model–View–Controller
MySQL - Structured Query Language–based Database System
PHP - Hypertext Preprocessor
RBAC - Role-Based Access Control
SQL - Structured Query Language
SPSS - Statistical Package for the Social Sciences
UI - User Interface
UML - Unified Modeling Language
URL - Uniform Resource Locator
UX - User Experience
WHO - World Health Organization
XML - Extensible Markup Language
2FA - Two-Factor Authentication.

**Table 1:** Work plan

| # | Tasks | Year | | | | | | | | | | |
|---|---|---|---|---|---|---|---|---|---|---|---|---|
| | | Month | April | May | | June | | July | | August | | |
| | | **Start and End Date** | 1, 4 | 1, 2 | 3, 4 | 1, 2 | 3, 4 | 1, 2 | 3, 4 | 1, 2 | 3, 4 |
| **1** | **Project Initiation Phase** | **10/03/2025** | | | | | | | | | | |
| 1.1 | Proposal Research | | | | | | | | | | | |
| 1.2 | Review Project Plan and Timeline | | | | | | | | | | | |
| 1.3 | Review of existing processes | | | | | | | | | | | |
| 1.4 | Review – System Requirements and Processes | | | | | | | | | | | |
| 1.5 | Resources Management: hardware, software, and personnel | | | | | | | | | | | |
| 1.6 | Review | | | | | | | | | | | |
| **2** | **Requirements Gathering and Analysis Phase:** | **04/04/2025** | | | | | | | | | | |
| 2.1 | Gather the requirements for the Heathcare system | | | | | | | | | | | |
| 2.2 | Define the user personas | | | | | | | | | | | |
| **3** | **Design Phase:** | **04/04/2025** | | | | | | | | | | |
| 3.1 | Create Wireframes and Prototypes and Refine Design | | | | | | | | | | | |
| 3.2 | Healthcare Process and System Design | | | | | | | | | | | |
| **4** | **Development Phase:** | **01/05/2025** | | | | | | | | | | |
| 4.1 | Develop Healthcare System | | | | | | | | | | | |
| 4.2 | Prototype Healthcare System | | | | | | | | | | | |
| **5** | **Deployment and Evaluation Phase** | **31/05/2025** | | | | | | | | | | |
| 5.1 | System Testing | | | | | | | | | | | |
| 5.2 | User Training: Usability and effectiveness testing | | | | | | | | | | | |
| 5.3 | Final System Deployment and Report | **30/08/2025** | | | | | | | | | | |

**Table 2:** Budget

| **Items** | **Quantity** | **Unit Price (ZMW)** | **Total (ZMW)** |
|---|---|---|---|
| Bundles | 3 | 100 | 300 |
| Proposal Printing | 1 | 150 | 150 |
| Report printing (Spiral) | 1 | 250 | 250 |
| Report printing (Book) | 2 | 200 | 400 |
| Book Binding | 2 | 150 | 300 |
| **Total** | | | **1400** |

## 6. References


1. Aimé Patrice Koumamba, Ulrick Jolhy Bisvigou, Edgard Brice Ngoungou, Gayo Diallo. Springer Nature: Health information systems in developing countries: case of African countries. [Online], 2021. Available at: https://bmcmedinformdecismak.biomedcentral.com/articles/10.1186/s12911-021-01597-5?utm_source=chatgpt.com [Accessed 25 March 2025].
2. Akindele Akinnagbe, Dharini Ami Peiris K, Oluyemi Akinloye. ResearchGate: Prospects of Big Data Analytics in Africa Healthcare System, 2025. [Online] Available at: https://www.researchgate.net/publication/325039878_Prospects_of_Big_Data_Analytics_in_Africa_Healthcare_System [Accessed 24 March 2018].
3. Bala Krishnam, Fatemeh Habibian Naeini. ResearchGate: Usage Pattern, Perceived Usefulness and Ease of Use of Computer Games among Malaysian Elementary School Students, 2012. [Online] Available at: https://www.researchgate.net/publication/287832412_Usage_Pattern_Perceived_Usefulness_and_Ease_of_Use_of_Computer_Games_among_Malaysian_Elementary

_School_Students
[Accessed 25 March 2025].
4. Brook C. DigitalGuardian: What is a Health Information System, 2018? [Online] Available at: https://www.digitalguardian.com/blog/what-health-information-system
[Accessed 24 March 2025].
5. CCPC. Competition and Consumer Protection Commission, 2017. [Online] Available at: https://www.ccpc.org.zm/media/research/Health-Care-Study.pdf
[Accessed 25 March 2025].
6. Chengo C. Academia: Zambia Health Informatics Landscape, 2010. [Online] Available at: https://www.academia.edu/6808159/ZAMBIA_HEALTH_INFORMATICS_LANDSCAPE
[Accessed 25 March 2025].
7. Chicago UoI. University of Illinois Chicago: What is Health Informatics, 2025? [Online] Available at: https://healthinformatics.uic.edu/news-stories/what-is-health-informatics/?utm_source=chatgpt.com
[Accessed 24 March 2025].
8. Clement A Adebamowo, Shawneequa Callier, Simisola Akintola, Oluchi Maduka, Ayodele Jegede, Christopher Arima, *et al*. Nature Communications: The promise of data science for health research in Africa, 2023. [Online]
Available at: https://www.nature.com/articles/s41467-023-41809-2?utm_source=chatgpt.com
[Accessed 24 March 2025].
9. Foundation ID. Interaction Design Foundation: User Experience (UX) Design, 2016. [Online] Available at: https://www.interaction-design.org/literature/topics/ux-design?srsltid=AfmBOoq1H9KDQCuH8Etr3noGw1Ujd2-pMdxg2fYHLcAzggcyaZ3-PLFT
[Accessed 26 March 2025].
10. Foundation II. International Insulin Foundation: Zambia's Health System, 2022. [Online] Available at: https://www.access2insulin.org/zambias-health-system.html
[Accessed 25 March 2025].
11. Govindan, Loganathan, Nagarajan, Sathyamoorthy. Github: HEMANGANI / Healthcare-Management-System, 2024. [Online] Available at: https://github.com/HEMANGANI/Healthcare-Management-System/blob/main/Final_Report.pdf
[Accessed 26 March 2025].
12. Gregory Malunga, Simon Tembo. ResearchGate: Implementation of E-health in Developing Countries, 2017. [Online] Available at: https://www.researchgate.net/profile/Simon-Tembo/publication/339383956_Implementation_of_E-health_in_Developing_Countries_Challenges_and_Opportunities_A_Case_of_Zambia/links/5e4e83b7458515072dabcb7e/Implementation-of-E-health-in-Developing-Countries-Chall
[Accessed 26 March 2025].
13. Healthpovertyaction. Healthpovertyaction, 2018. [Online]
Available at: https://www.healthpovertyaction.org/how-poverty-is-created/health-systems/
[Accessed 26 March 2025].
14. Joseph Mumba Zulu, Anna-Karin Hurtig, John Kinsman, Charles Michelo. Springer Nature Link: Innovation in health service delivery: Integrating community health assistants into the health system at district level in Zambia, 2015. [Online] Available at: https://link.springer.com/article/10.1186/s12913-015-0696-4
[Accessed 26 March 2025].
15. Maxwell Y Jen, Oren J Mechanic, Dac Teoli. National Library of Medicine, 2023. [Online] Available at: https://www.ncbi.nlm.nih.gov/books/NBK470564/
[Accessed 26 March 2025].
16. Na-Mee Lee, Douglas Singini, Craig R Janes, Karen A Grépin, Jennifer A Liu. National Library of Medicine: Identifying barriers to the production and use of routine health information in Western Province, Zambia, 2023. [Online]
Available at: https://pmc.ncbi.nlm.nih.gov/articles/PMC10566315/?utm_source=chatgpt.com
[Accessed 25 March 2025].
17. Voyias PD, Arasaradnam RP. ScienceDirect: Healthcare System, 2016. [Online] Available at: https://www.sciencedirect.com/topics/nursing-and-health-professions/healthcare-system
[Accessed 26 March 2025].
18. PAHO. PAHO: Health Information Systems, 2025. [Online]
Available at: https://www.paho.org/en/topics/health-information-systems
[Accessed 24 March 2025].
19. Selina Kadakwiza Halubanza, Douglas Kunda, Brian Halubanza. A Frameworkforan E-Health System for Zambian Health Centres that incorporates Data Mining Reporting. The Proceeding of the 4thInternational Conference in Information and Communication Technologies (ICICT2022), 2022, 12.
20. Stevens E. CF: What is Data Analytics? A Complete Guide for Beginners, 2023. [Online] Available at: https://careerfoundry.com/en/blog/data-analytics/what-is-data-analytics/
[Accessed 26 March 2025].
21. Thorpe I. The Borgen Project: Improving Healthcare in Zambia, 2020. [Online] Available at: https://borgenproject.org/improving-healthcare-in-zambia/?utm_source=chatgpt.com
[Accessed 25 March 2025].
22. WHO. WHO, 2025. [Online] Available at: https://www.who.int/health-topics/health-systems-governance#tab=tab_1
[Accessed 26 March 2025].
23. Wilbroad Mutale, Virginia Bond, Margaret Tembo Mwanamwenge, Susan Mlewa, Dina Balabanova, Neil Spicer, *et al*. Springer Nature Link: Systems thinking in practice: The current status of the six WHO building blocks for health system strengthening in three

BHOMA intervention districts of Zambia: A baseline qualitative study, 2013. [Online] Available at: https://link.springer.com/article/10.1186/1472-6963-13-291
[Accessed 26 March 2025].
24. Churchville F. TechTarget: User interface (UI), 2024. [Online]
Available at: https://www.techtarget.com/searchapparchitecture/definition/user-interface-UI
[Accessed 25 March 2025].
25. Goodwin M. IBM: What is an API, 2024? [Online] Available at: https://www.ibm.com/topics/api