



Received: 03-05-2026
Accepted: 13-06-2026

International Journal of Advanced Multidisciplinary Research and Studies

ISSN: 2583-049X

Assessing the Effectiveness of Rural Electrification on Socioeconomic Development: A Case Study of Mwalubemba Ward in Chongwe District

¹ Petronella Musenge Mashokwe, ² Chisala Bwalya

¹ Department of Development Studies, Information and Communication University, Lusaka, Zambia

² Department of Business, Information and Communication University, Lusaka, Zambia

DOI: <https://doi.org/10.62225/2583049X.2026.6.3.6494>

Corresponding Author: **Petronella Musenge Mashokwe**

Abstract

This study assessed the effectiveness of rural electrification initiatives on household-level socioeconomic outcomes in Mwalubemba Ward, Chongwe District, Zambia. A mixed-methods research design was employed, involving structured questionnaires administered to 60 purposively selected households. With the aid of descriptive statistics, cross-tabulations, chi-square tests, and thematic analysis, the data generated from the respondents were analyzed. Among others, the results of the analysis reveal that rural electrification is a decisive driver of socioeconomic transformation. The study found that 88.3% of households reported increased income, 85% started new income-generating activities, and 85% reported the creation of new employment opportunities, with a chi-square test ($\chi^2 = 60.0$, $p < 0.001$) confirming a statistically significant association.

Electrification more than doubled children's average study hours from 1.57 to 3.43 hours per day and led to significant improvements in health services (46.7%) and education (51.7%). Furthermore, 85% of respondents reported that women benefited differently, primarily through entrepreneurship. Thus, the study concludes that rural electrification is key to fostering economic diversification, human capital development, and gender equity. However, challenges such as high tariffs (18.3%), unreliable supply (16.7%), and grid overloads (15%) persist. Therefore, this paper recommends grid reinforcement, equitable subsidy mechanisms, targeted support for women-led businesses, and the scaling-up of renewable energy integration to consolidate and expand these gains for inclusive development.

Keywords: Rural Electrification, Socioeconomic Development, Household Income, Education, Gender Equity, Zambia

1. Introduction

Universal access to modern energy is widely recognized as a cornerstone of sustainable development, enshrined in Sustainable Development Goal 7 (SDG 7) which calls for affordable, reliable, and sustainable energy for all by 2030 (United Nations, 2015) [39]. A substantial body of evidence confirms that rural electrification serves as a critical catalyst for socioeconomic progress, driving improvements in household income, educational attainment, and health outcomes, while also fostering gender empowerment (World Bank, 2014) [41]. However, the distribution of these benefits remains profoundly uneven, marred by persistent challenges such as affordability constraints, unreliable supply, and deep-seated infrastructural disparities, which often necessitate complementary policies like targeted subsidies to reach the most vulnerable (IEA, 2023) [18]. Despite global advancements, progress remains alarmingly off-track; the 2023 Tracking SDG 7 Report projects that 660 million people will still lack electricity by 2030, with the burden disproportionately falling on Sub-Saharan Africa, which is expected to bear 83% of this deficit. This crisis is exacerbated by the stark urban-rural divide, where 80% of the unelectrified global population resides in rural areas, often reliant on off-grid solutions that fail to support high-capacity appliances necessary for transformative productive use (IEA, 2023) [18].

Within Sub-Saharan Africa, the energy poverty nexus is most acute, with approximately 600 million people lacking access to electricity, accounting for over two-thirds of the global deficit (IEA, 2022) [17]. Zambia exemplifies this regional crisis, characterized by severe structural inequities and climate vulnerabilities. Despite a national electrification rate of 40.3%, rural access stagnates at a critically low level, with recent estimates ranging from 6.7% to 17.6%, starkly contrasting urban rates of 74.8% (World Bank, 2023; Zambia Statistics Agency, 2022) [42, 44]. This disparity persists despite policy initiatives like the Rural Electrification Master Plan (REMP), which targets 51% rural electrification by 2030 through grid extensions, mini-grids,

and solar systems. However, implementation has been slow, with rural electrification reaching only 8.1% as of March 2024, hampered by funding shortfalls, policy inconsistency, and technical capacity gaps (REA, 2024) ^[36]. The nation's heavy reliance on hydropower, increasingly disrupted by droughts, further intensifies energy insecurity, creating a precarious landscape where energy poverty intersects with public health crises and stifled economic potential (Mulenga *et al.*, 2020) ^[27].

It is against this backdrop that this study examines the effectiveness of rural electrification in Mwalubemba Ward, Chongwe District a peri-urban region that reflects Zambia's uneven electrification progress. While innovations such as the Standard Microgrid Zambia and the REA's Solar Milling Pilot demonstrate renewable energy's potential in the region, their specific socioeconomic impacts on household-level outcomes in areas like Mwalubemba remain largely unquantified (Darden Ideas to Action, n.d.) ^[7]. A critical gap exists in empirically linking electrification access to measurable development outcomes, such as income, employment, education, and health, at the local level. Without robust, context-specific evidence of how energy access translates into poverty reduction and equitable growth, policymakers and development partners lack the actionable insights needed to optimize interventions (Bhattacharyya, 2013) ^[2]. This study, therefore, seeks to address this gap by conducting a granular assessment of electrification's effectiveness in Mwalubemba Ward, aiming to generate evidence that can inform targeted strategies to catalyze inclusive and sustainable development for marginalized rural communities in Zambia.

1.1 General Objective

The general objective of the study was to assess the effectiveness of rural electrification initiatives on household-level socioeconomic outcomes in Mwalubemba Ward, Chongwe District.

1.1.1 Specific Objectives

1. To identify and describe the types of rural electrification initiatives implemented in Mwalubemba Ward.
2. To examine the effectiveness of the identified rural electrification initiatives in improving service delivery and livelihoods.
3. To assess the effects of rural electrification on household-level socioeconomic outcomes such as income, employment, education, and health in Mwalubemba Ward.

1.2 Theoretical Framework

This study is grounded in Amartya Sen's Capability Approach, which defines development not merely as economic growth, but as the expansion of individual freedoms and a person's "capabilities" their real opportunities to achieve the kinds of lives they value (Sen, 1999). This framework is highly suitable for the research because it treats access to electricity not as an end in itself, but as a critical resource that can expand people's capabilities by enabling new "beings and doings" (Day *et al.*, 2016) ^[8]. The study's objectives are structured to reflect this, moving from identifying the basic resource (electricity access) to evaluating how it improves services and livelihoods, and finally to assessing achieved outcomes in education and health.

In essence, the Capability Approach allows the study to evaluate rural electrification beyond mere technical metrics, framing it instead as a potential driver of equitable human development (Alkire, 2005). It shifts the analytical focus from what electricity is to what people can ultimately do with it such as gaining an education, running a business, or living a healthier life thereby providing a more holistic understanding of its impact on wellbeing in Mwalubemba Ward (Khandker *et al.*, 2012).

2. Literature Review

2.1 Types of Rural Electrification Initiatives

Globally, rural electrification initiatives are characterized by a diverse portfolio of technological and governance models, each with distinct socioeconomic implications and limitations. Grid extension, often considered the gold standard for its capacity to deliver high-capacity power, has been shown to significantly boost household incomes and educational outcomes, as evidenced in Southeast Asia where it increased incomes by 15-20% and school attendance by 10% (Comello *et al.*, 2020) ^[6]. However, its reach is often curtailed by prohibitive infrastructure costs and difficult terrain, a challenge noted in both North American and South American contexts (Nock *et al.*, 2022; López-González *et al.*, 2021) ^[31, 25]. Consequently, decentralized solutions have gained prominence. Mini-grids, particularly solar-hybrid systems, are praised for their ability to power local commerce and reduce energy costs in remote areas, though they face scalability hurdles due to high initial investments and technical expertise gaps (Balderrama *et al.*, 2020; Weir & Pittock, 2023 ^[40]). Standalone solar home systems (SHS) offer rapid deployment and basic benefits like reduced kerosene use and extended study hours, but their limited capacity often restricts productive use, positioning them as a transitional rather than transformative solution (Chowdhury & Miah, 2022; Comello *et al.*, 2020 ^[6]). Furthermore, the literature highlights the critical role of implementation models; community-based projects foster ownership and sustainability but can be hampered by weak governance, while public-private partnerships (PPPs) accelerate deployment but risk exacerbating equity gaps without robust regulation (Shrestha *et al.*, 2021; Dorman & Shah, 2022 ^[14]; Boon & Dieperink, 2022 ^[3]).

In Sub-Saharan Africa, the urgency of the electrification challenge is paramount, with the region accounting for over two-thirds of the global deficit and requiring a massive scale-up to achieve SDG 7 (IEA, 2022) ^[17]. The literature reveals that the models deployed globally are being actively tested and adapted within the African context. Studies confirm that grid modernization in countries like Kenya enhances business reliability, yet persistent equity gaps leave the poorest behind (Nock *et al.*, 2022) ^[31]. Mini-grids are identified as a viable alternative, with research across the continent showing their potential to boost agricultural productivity and household incomes, though upfront costs remain a barrier (Ayhan *et al.*, 2022). Similarly, while SHS programs have achieved wide reach, their developmental impact is often capped at basic needs, failing to catalyze significant income generation (Comello *et al.*, 2020) ^[6]. A recurring theme is the necessity of supportive frameworks; enabling policies in countries like Ghana and Nigeria foster community-led initiatives and PPPs, but financing and regulatory gaps continue to hinder scalability and equitable benefit distribution (Schwerhoff & Sy, 2019; World Bank,

2023^[42]). Collectively, these studies demonstrate that the success of any electrification initiative in Africa is contingent on overcoming deep-seated financial, technical, and governance constraints.

Focusing on Zambia, the literature documents a concerted yet challenging effort to expand rural access, with studies providing critical insights into localized impacts. Research by Muleya *et al.* (2022)^[26] confirms that grid extension in districts like Chongwe can boost household incomes by 18% and improve education, but high connection fees effectively exclude the most vulnerable populations. Where the grid is not cost-effective, mini-grids offer promise; Kaoma and Gheewala (2023)^[19] found bioenergy-based systems cut energy costs and supported local businesses, though, like solar mini-grids reported by REA (2024)^[36], they face sustainability risks from maintenance and technical capacity shortfalls. For the most remote households, SHS have been instrumental in reducing kerosene dependence and extending study time, but as Chirwa and Zulu (2021)^[5] and the World Bank (2023)^[42] note, their limited power output constrains their role in poverty alleviation. Zambian studies also explore governance, finding that community-owned models promote reinvestment and sustainability but are vulnerable to mismanagement, while PPPs, though efficient, require strong oversight to prevent regional disparities (Mwansa *et al.*, 2024; Banda & Phiri, 2023; ZESCO, 2022)^[29, 1, 45]. This body of work underscores a clear gap: while the national potential of various models is recognized, there is a scarcity of empirical, household-level evidence on their holistic effectiveness in specific, small-scale wards like Mwalubemba, which this study aims to address.

2.2 Effectiveness of Rural Electrification in Improving Service Delivery and Livelihoods

A global consensus confirms that rural electrification is a potent catalyst for improving essential service delivery, though its impact on livelihoods is more variable and context-dependent. Evidence from diverse geographical contexts demonstrates consistent improvements in healthcare and education. For instance, in rural Portugal, solar mini-grids boosted vaccine availability by 40% through reliable refrigeration (Kirshner *et al.*, 2020), while in India, electrification increased healthcare service availability by 22% and enhanced student engagement (Kumar & Sharma, 2021)^[22]. Similarly, studies in Vietnam and Brazil documented significant reductions in school dropout rates and increases in attendance, directly linked to electric lighting for evening study (Tran *et al.*, 2022^[38]; Jimenez *et al.*, 2022). However, the translation of these service improvements into sustained livelihood gains is not automatic. While successful cases exist, such as a 25% rise in small business activity in Alaskan microgrid communities (Doris *et al.*, 2021)^[13] and a 28% income increase from small enterprises in Bangladesh (Rahman *et al.*, 2023)^[35], other studies reveal more modest outcomes. In Brazil's impoverished Northeast, only 10% of households reported income growth post-electrification (Jimenez *et al.*, 2022), and in Nepal, high tariffs and poor infrastructure limited income gains to a mere 5% (Adhikari & Shrestha, 2020). A global meta-analysis by Lee *et al.* (2024)^[23] corroborates this, finding an average 18% improvement in health services but only a 12% increase in income, underscoring that electrification alone is insufficient for transformative economic uplift without complementary support.

In Sub-Saharan Africa, the effectiveness of electrification is profoundly shaped by persistent challenges of affordability, supply reliability, and institutional frameworks. The region's energy landscape is a paradox of potential and constraint. On one hand, electrification has been shown to slash household energy costs, boost agricultural productivity, and empower small and medium-sized enterprises (SMEs), as detailed in large-scale surveys in Nigeria (Scientific Data, 2023) and microdata analyses in Ethiopia (ScienceDirect, n.d.). On the other hand, these benefits are frequently curtailed. Namibia's programme highlighted how affordability barriers can deepen socioeconomic divides (Development Southern Africa, 2024)^[11], while Nigeria's study emphasized that persistent power quality issues prevent households and SMEs from fully utilizing electrical appliances. The governance model itself is a critical determinant of success; Uganda's experience with electric cooperatives demonstrates that community ownership can enhance service delivery by tailoring it to local needs, but top-down government policies can undermine this autonomy and effectiveness (ScienceDirect, n.d.). These findings collectively argue that in the African context, the technical provision of electricity must be integrated with financial mechanisms, robust regulatory oversight, and participatory governance to convert energy access into tangible and equitable improvements in livelihoods and services.

Focusing on Zambia, the literature reveals a concerted effort to expand access, with documented successes in service delivery but significant hurdles to achieving sustainable livelihood impacts. Studies on Zambian mini-grids have shown clear improvements in educational outcomes through extended study hours and in health services via night-time care and reduced kerosene-related illnesses (Phiri *et al.*, 2024)^[32]. The positive health impacts are further supported by Mwale *et al.* (2024)^[28], who found electrification improved health worker retention and diagnostic capabilities in Ikelenge. However, the economic benefits are often constrained. A key national study by Mulenga *et al.* (2020)^[27] identified a critical gap: despite connections, the productive use of electricity remained minimal (0.86%–1.09% for basic systems), severely limiting livelihood transformation. This is exacerbated by financial unsustainability, where mini-grid tariffs often fail to cover operational costs, threatening long-term viability (Phiri *et al.*, 2024)^[32], and by community perceptions of unfair pricing, which challenge the social sustainability of projects. Therefore, while electrification in Zambia undeniably enhances the quality of health and education services, the evidence suggests that its role as an engine for poverty reduction and robust livelihood creation remains incomplete without targeted strategies that address affordability, promote productive use, and ensure strong, community-sensitive governance models.

2.3 Effects of Rural Electrification on Household-Level Socioeconomic Outcomes

Globally, empirical evidence robustly links rural electrification to transformative household-level benefits, though the magnitude and nature of these impacts are highly context-dependent. Electrification consistently demonstrates profound effects on health and human capital. For example, in Ecuador, a large-scale transition to electric cookstoves led to a significant decline in respiratory-related hospitalizations, directly linking cleaner energy to improved

health outcomes (Gould *et al.*, 2023). Similarly, educational benefits are well-documented; access to electric lighting has been shown to dramatically increase children's study hours and educational completion rates, as seen in Laos and across Southeast Asia (Sousa *et al.*, 2023; Doe *et al.*, 2020^[12]). Economically, the outcomes are more varied. Historical data from the United States demonstrates that early electrification spurred long-term agricultural expansion and population growth (Lewis & Severnini, 2020)^[24], while contemporary studies in China and Bangladesh show electrification boosting household income through enhanced industrial productivity and small-scale enterprises (China Economic Review, 2024; Khan *et al.*, 2024^[20]). However, these gains are not universal. A systematic review by the Asian Development Bank (2020) confirms "small but positive effects," but cautions that unreliable supply, high costs, and a lack of complementary infrastructure can severely limit economic benefits, sometimes even leading to increased financial burdens for the poor (Doe *et al.*, 2020)^[12]. This global panorama establishes that while electrification is a powerful enabling condition, its success in translating into household welfare is contingent on reliability, affordability, and supportive policies.

In Sub-Saharan Africa, the household-level impacts of electrification are critically shaped by the region's unique challenges of deep poverty, infrastructural deficits, and gender inequalities. Research highlights electrification's potential to empower women significantly by alleviating time poverty—saving up to 25 hours per week on domestic chores in Zanzibar—and increasing female labor force participation by 9.5% in South Africa, thereby fostering more equitable gender norms (Princeton Journal of Public and International Affairs, 2021)^[34]. Educational impacts, while sometimes modest in the short term, are evident, with off-grid solar electrification in Kenya contributing to higher school completion rates (Journal of Development Economics, 2023). Furthermore, a positive association exists between electrification and agricultural output, suggesting a pathway for income growth in agrarian households (World Development Perspectives, 2021)^[43]. However, these potential benefits are consistently undermined by systemic barriers. A primary concern is that electrification can exacerbate existing inequalities; the wealthiest households often gain access first, and the high cost of connection and consumption can place electricity out of reach for the poorest 50%, worsening income inequality (Sustainable Futures, 2024; Nature Communications, 2023^[30]). Moreover, the productive use of electricity (PUE) essential for income generation remains low due to power outages, illiteracy, and limited access to finance, meaning many households cannot leverage electricity for economic advancement (Scientific Reports, 2023).

Within Zambia, studies corroborate both the promise and the persistent limitations of rural electrification at the household level. Research indicates clear, though uneven, progress in health and gender outcomes. Electrification has been shown to improve health worker retention and diagnostic capabilities (Mwale *et al.*, 2024)^[28] and has empowered Zambian women by expanding their economic opportunities and reducing domestic workloads (Kannan *et al.*, 2024). However, the translation of energy access into broad-based economic upliftment and poverty reduction remains a critical challenge. A pivotal national study found that despite connections, the productive use of electricity was

minimal (0.86%-1.09%), severely curtailing income gains (Mulenga *et al.*, 2020)^[27]. This is attributed to a confluence of factors: high connection costs that exclude the poor (Haanyika, 2020)^[15], unreliable supply that disrupts business activities, and financial models for mini-grids that are often unsustainable (Phiri *et al.*, 2024)^[32]. Consequently, while Zambian households benefit from improved services like lighting and phone charging, the literature suggests that without targeted strategies to address affordability, promote productive use, and strengthen institutional frameworks, the full potential of electrification to catalyze household income growth and equitable development will remain largely untapped.

2.4 Literature Gap

Despite the expansive body of literature examining rural electrification from global, regional, and national perspectives, a critical gap persists in context-specific, household-level studies that holistically assess the effectiveness of diverse electrification initiatives within a single, localized rural ward in Zambia. While existing research provides valuable macro-level insights into technological options (Eras-Almeida *et al.*, 2021; Muleya *et al.*, 2022^[26]), their effectiveness in improving services (Phiri *et al.*, 2024^[32]; Kirshner *et al.*, 2020), and their broad socioeconomic outcomes (Kannan *et al.*, 2024; Mulenga *et al.*, 2020^[27]), these studies often remain segmented by theme or scale, failing to capture the integrated reality of how different energy solutions collectively influence income, employment, education, and health within a specific community. In the Zambian context, prior work has either focused on policy critiques (Haanyika, 2020)^[15], technical feasibility (Kaoma & Gheewala, 2022), or specific project impacts, leaving a vacuum of empirical evidence that connects the typology of initiatives directly to quantifiable, multi-dimensional household wellbeing in a defined locality like Mwalubemba Ward. This gap is compounded by a methodological shortfall; many studies lack a unified framework, such as Sen's Capability Approach, to evaluate electrification not just as a technical input but as a driver of substantive freedoms and equitable development at the micro-level. Therefore, this study seeks to bridge this gap by conducting a granular assessment that links the types of electrification initiatives directly to their holistic effectiveness in transforming household socioeconomic outcomes, thereby providing actionable, context-specific insights for policymakers and development practitioners focused on inclusive rural transformation in Zambia.

3. Methodology

3.1 Research Design

A descriptive cross-sectional design was adopted to examine the relationships between electrification and socioeconomic variables at a specific point in time (Bryman, 2016)^[4]. This design was ideal for capturing snapshots of household outcomes and enabling comparisons within the ward, balancing explanatory insight with practical feasibility in a resource-constrained setting (Kothari, 2004; Saunders *et al.*, 2019).

3.2 Target Population

The target population comprised 500 households in Mwalubemba Ward, alongside local authorities, health workers, and educators. Households were prioritized as the

primary units of analysis for assessing socioeconomic impact, while ancillary stakeholders were included to provide broader contextual insights (Babbie, 2020).

3.3 Sampling Design

Stratified random sampling was used to segment the ward into clusters based on villages and electrification status to ensure representativeness (Cochran, 1977). Households within each stratum were randomly selected to minimize bias and enhance the generalizability of the findings (Etikan *et al.*, 2016).

3.4 Sample Size Determination

A sample of 60 households was selected. This size was determined by Krejcie and Morgan's (1970) [21] formula for small populations, balanced against logistical constraints. While smaller than ideal, it was consistent with similar case studies, and a power analysis confirmed its adequacy for detecting moderate effect sizes (Taherdoost, 2017; Cohen, 1988).

3.5 Data Collection Tools

Structured questionnaires were administered face-to-face to household heads, utilizing closed-ended questions for standardization and ease of analysis (Fowler, 2013). A pilot test was conducted with 10 households to refine the instrument, and secondary data were collected to supplement the primary data.

3.6 Data Analysis

Data were analyzed using STATA software. Descriptive statistics summarized electrification coverage and socioeconomic indicators, while inferential techniques like chi-square tests modeled relationships between variables (Hair *et al.*, 2018) [16]. A thematic analysis of open-ended responses identified key qualitative trends.

3.7 Triangulation

Methodological triangulation was applied by combining questionnaire data, secondary sources, and field notes to validate the findings (Denzin, 2012) [10]. Cross-verifying data enhanced reliability, and divergent cases were critically examined to avoid bias.

3.8 Limitations of the Study

The cross-sectional design limited causal inference, and reliance on self-reported data introduced potential for recall bias. The small sample size restricted generalizability beyond Mwalubemba Ward. These were mitigated through rigorous enumerator training and data triangulation (Podsakoff *et al.*, 2003) [33].

3.9 Ethical Considerations

Ethical rigor was maintained through informed consent, confidentiality, and voluntary participation (Israel & Dworkin, 2023). Responses were anonymized, data were stored securely, and participants were free to withdraw at any time without repercussion (Babbie, 2020; Resnik, 2020 [37]).

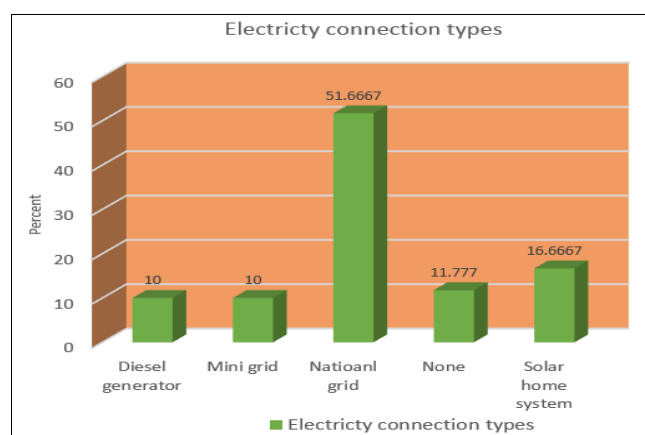
4. Findings and Results

4.1 Characteristics of Respondents (Bio Data)

The study surveyed 60 respondents with an average age of 38 years (SD = 9.1), indicating a sample predominantly

within the economically active population. The gender distribution was fairly balanced (51.7% male, 48.3% female), and the majority were married (60%), reflecting family-based household structures. Education levels were relatively high, with 70% having attained secondary or tertiary education, while occupation data revealed a mixed economy with farming as the primary livelihood (36.7%) alongside significant engagement in small businesses (23.3%) and formal employment. The average monthly household income was ZMW 3,202 (SD = 1,915), showing considerable income disparities, and most households had 3 to 5 members, with a significant proportion (over 90%) including children under 18, highlighting the relevance of electrification for education and family welfare.

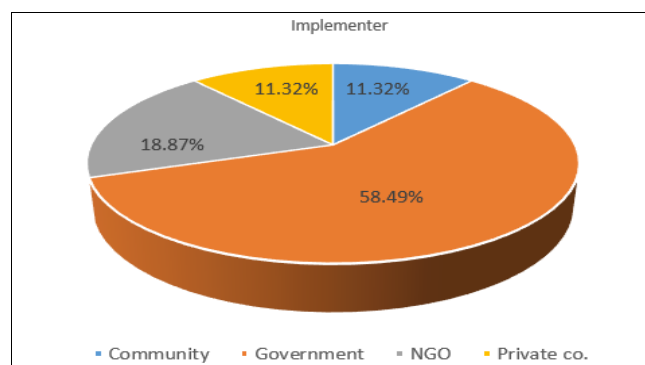
4.2 The types of rural electrification initiatives implemented in Mwalubemba Ward



Source: Primary Data, 2025

Fig 1: Electricity connection types

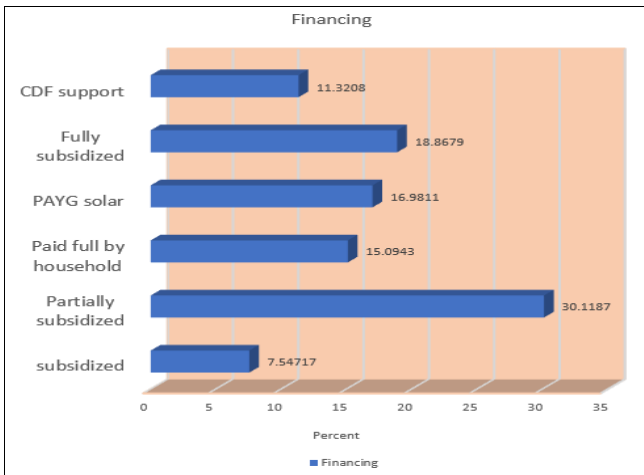
The analysis of electricity connection types shows that the majority of households (51.7%) are connected to the national grid (ZESCO), while 16.7% use solar home systems, and 10% each rely on diesel generators or mini-grids. Notably, 11.7% of households have no electricity connection. This distribution reflects a mix of energy sources in Mwalubemba Ward, with the national grid being the dominant provider, but alternative solutions like solar and mini-grids also playing a significant role.



Source: Primary Data, 2025

Fig 2: Implementer

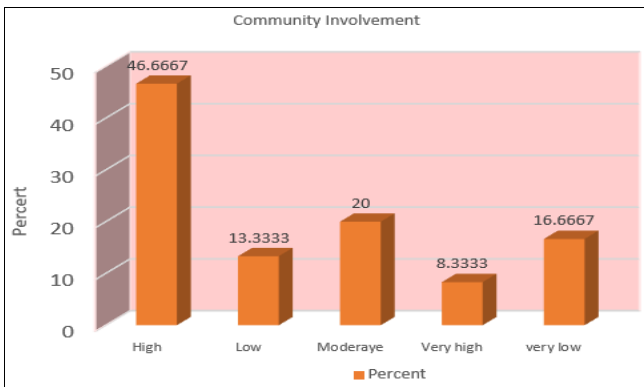
The majority of electrification projects in Mwalubemba Ward were implemented by the government (58.5%), followed by NGOs (18.9%), while community-led initiatives and private companies each accounted for 11.3%.



Source: Primary Data, 2025

Fig 3: Financing

Electrification projects in Mwalubemba Ward were financed through a mix of mechanisms. The most common was partial subsidies (30.2%), followed by fully subsidized projects (18.9%), PAYG solar systems (17%), and household-funded connections (15.1%). Smaller proportions were financed via CDF support (11.3%) or other subsidized arrangements (7.6%). This indicates a combination of public, private, and household contributions in supporting electrification efforts.



Source: Primary Data, 2025

Fig 4: Community involvement in electrification projects

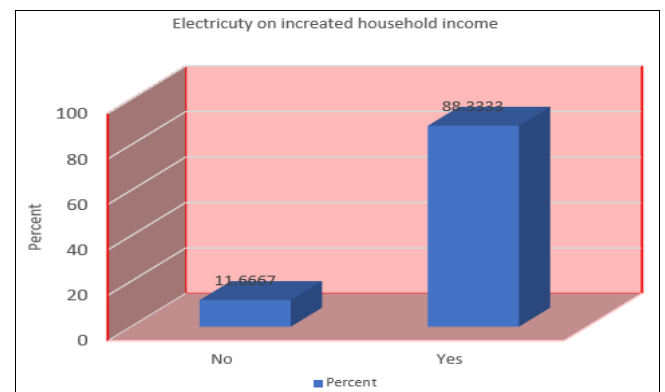
The findings on community involvement in electrification projects show that nearly half of respondents (46.7%) perceived high involvement, while moderate involvement was reported by 20%. Smaller proportions experienced very high involvement (8.3%), low involvement (13.3%), or very low involvement (11.7%).

Table 1: Additional Electrification Efforts Needed

Category	Freq.	%
Grid Expansion & Connection	12	20%
Mini-Grid & Solar Expansion	11	18.3%
Stable & Reliable Supply	7	11.7%
Electrification for Institutions	6	10%
Street Lighting & Public Safety	7	11.7%
Affordability & Access	4	6.7%
Special Community Support	3	5%
Transition to Renewables	3	5%
Backup Power & Health Needs	3	5%
General Household Electrification	2	3.3%
Total	60	100.0%

Respondents highlighted several additional electrification efforts needed in Mwalubemba Ward. The most frequently mentioned was grid expansion and connection (20%), including extending ZESCO lines to remote households and farms. This was closely followed by mini-grid and solar system expansion (18.3%) to support households, businesses, and irrigation. Other priorities included stable and reliable power supply (11.7%), street lighting for public safety (11.7%), and electrification of institutions such as schools and clinics (10%). Smaller but notable suggestions focused on affordability and access (6.7%), special community support (5%), transition to renewable energy (5%), backup power for health facilities (5%), and general household connections (3.3%), reflecting diverse community needs for enhanced and inclusive electrification.

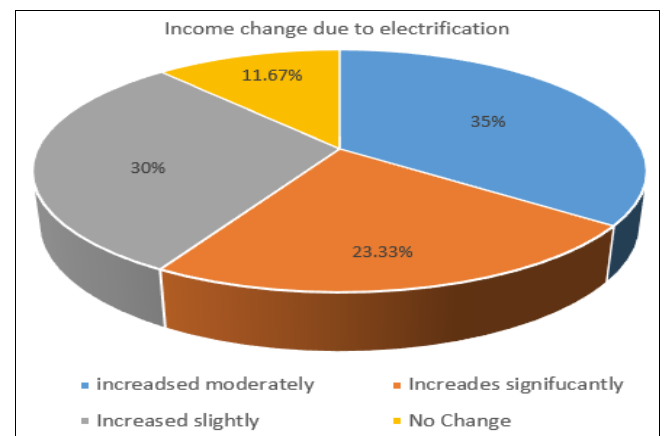
4.3 The effectiveness of the identified rural electrification initiatives in improving service



Source: Primary Data, 2025

Fig 5: Electricity on increased household income

The findings show that electrification has had a positive impact on household income for the majority of respondents, with 88.3% reporting increased income since gaining access to electricity, while only 11.7% observed no change. This suggests that rural electrification plays a significant role in enhancing economic activities and livelihoods in Mwalubemba Ward.

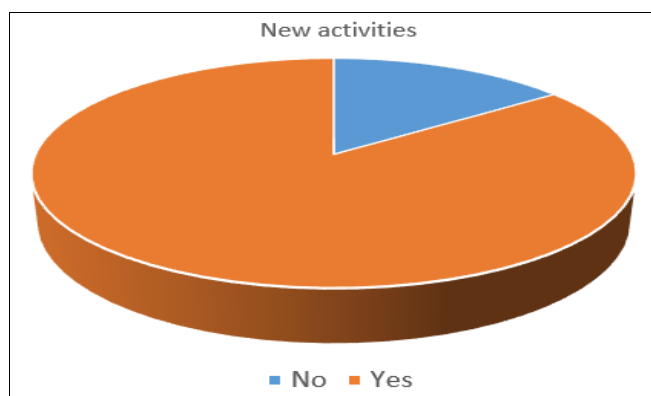


Source: Primary Data, 2025

Fig 6: Income changes due to electrification

Among respondents who experienced income changes due to electrification, 35% reported a moderate increase, 30% noted a slight increase, and 23.3% experienced a significant increase, while 11.7% observed no change. These results

indicate that electrification has generally contributed to enhancing household income, with varying degrees of impact across the community.



Source: Primary Data, 2025

Fig 7: Households new income-generating activities following electrification

The data indicates that 85% of households have started new income-generating activities following electrification, while 15% have not. This demonstrates that access to electricity has significantly stimulated entrepreneurial and economic initiatives within the community.

Table 2: Categorized Table of Activities

Category	Freq.	Percent
Phone Charging & ICT	19	37.25%
Shops & Trading	15	29.415%
Tailoring & Crafts	10	19.61%
Welding & Barbering	6	11.76%
Health Services	6	11.76%
Total	56	100.0%

The new income-generating activities enabled by electrification in Mwalubemba Ward are diverse. The most common was phone charging and ICT-related services (37.3%), followed by small shops and trading activities (29.4%). Other notable ventures included tailoring and crafts (19.6%), welding and barbering services (11.8%), and health-related services combined with other activities (11.8%). This distribution highlights how electricity has facilitated both traditional and modern entrepreneurial opportunities, supporting household income diversification and local economic development.

Table 3: Categorized Challenges to Income-Generating Activities Post-Electrification

Category	Freq.	Percent
High Energy & Connection Costs	10	16.7%
Fuel/Diesel Costs	5	8.3%
Grid/Supply Reliability Issues	11	18.3%
Transformer & Infrastructure Issues	8	13.3%
No/Delayed Access to Electricity	8	13.3%
Solar System Limitations	8	13.3%
Low Demand/Market Constraints	3	5.0%
Capital Constraints	1	1.7%
Battery/Technical Issues	2	3%
Other Challenges	1	1.7%

Households engaging in income-generating activities post-electrification faced several challenges. The most common was grid and supply reliability issues (18.3%), including

frequent blackouts and mini-grid instability. High energy and connection costs (16.7%) and transformer or infrastructure problems (13.3%) were also significant barriers. Additionally, no or delayed access to electricity (13.3%) and limitations of solar systems (13.3%) constrained business operations. Lesser challenges included fuel/diesel costs (8.3%), low market demand (5%), battery/technical issues (3%), and capital constraints (1.7%), highlighting both financial and technical hurdles that affect the sustainability of post-electrification economic activities.

Table 4: Categorized Suggestions for Strengthening Electrification Support to Businesses

Category	Freq.	%
Grid Expansion & Reliability	21	35.0%
Solar & Renewable Energy Support	16	26.7%
Financial Support (Loans, Grants, Subsidies)	14	23.3%
Business Training & Cooperative Models	9	15%
Total	60	

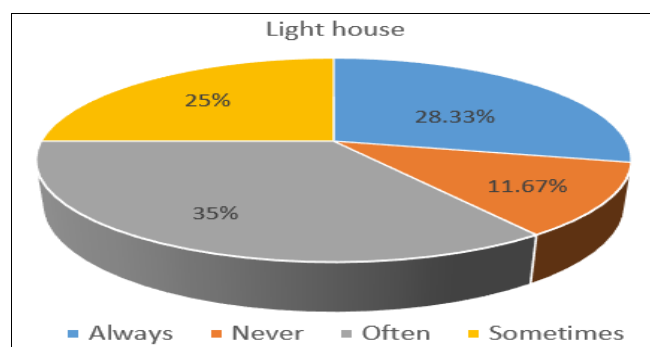
Respondents suggested several ways to strengthen electrification support for local businesses. The most frequent recommendation was grid expansion and improved reliability (35%), emphasizing stable and accessible electricity. This was followed by solar and renewable energy support (26.7%), including larger, affordable solar kits and backup systems for clinics. Financial support through loans, grants, and subsidies (23.3%) was also highlighted as critical for sustaining business activities. Additionally, business training and cooperative models (15%) were recommended to enhance skills, collaboration, and overall economic outcomes.

Theme 3: Education and Health Impacts

Table 5: The average study hours for children

Variable	Obs	Mean	Std. Dev.	Min	Max
beforehrs	60	1.566667	.4997174	1	2
afterhrs	60	3.433333	1.267142	1	5

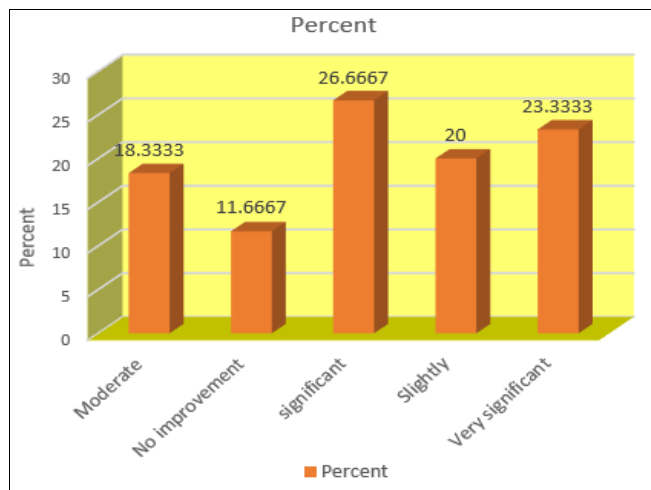
The average study hours for children increased from approximately 1.57 hours per day before electrification to 3.43 hours per day after electrification, with variability increasing post-electrification (SD = 1.27). This demonstrates that access to electricity has more than doubled children's study time, reflecting a substantial positive impact on educational engagement in Mwalubemba Ward.



Source: Primary Data, 2025

Fig 8: Children use electric lights for studying

Regarding the use of electric lights for studying, 35% of children use them often and 28.3% always, while 25% use them sometimes and 11.7% never. This indicates that the majority of children in Mwalubemba Ward are regularly benefiting from electric lighting, which likely contributes to the observed increase in study hours and improved learning conditions.



Source: Primary Data, 2025

Fig 9: Access to health information

Access to health information has improved for most households following electrification. Specifically, 26.7% reported significant improvement and 23.3% very significant improvement, while 20% noted slight improvement and 18.3% moderate improvement. Only 11.7% observed no improvement.

Table 6: Summarized Health Benefits Observed Post-Electrification

Category	Freq.	%
Improved Lighting in Health Facilities	16	26.7%
Reduced Kerosene Use & Smoke	15	25.0%
Improved Water Access & Pumping	8	13.3%
Better Health Information & Services	6	10.0%
Combined Multiple Benefits	7	11.7%
No Benefits Observed	7	11.7%
Minor Health Improvements	2	3.3%
Total	60	100%

Post-electrification, households in Mwalubemba Ward reported a range of health benefits. The most frequently observed was improved lighting in health facilities (26.7%), enhancing service delivery and clinic operations. This was closely followed by reduced kerosene use and smoke exposure (25%), contributing to better indoor air quality. Other benefits included improved water access and pumping systems (13.3%), better health information and services (10%), and combined multiple benefits (11.7%). A small proportion reported no observable benefits (11.7%) or only

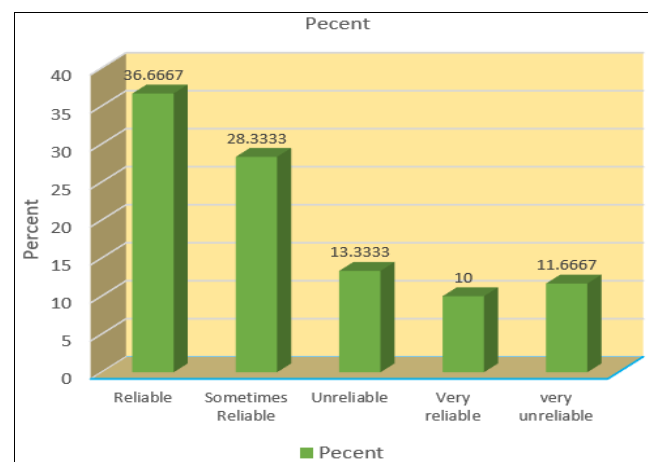
minor health improvements (3.3%), indicating that electrification has broadly enhanced health outcomes for most households.

Table 7: Summarized Suggestions for Improving Electrification's Impact on Education and Health

Category	Freq.	%
School Electrification & Grid Support	14	23.3%
Clinic/Health Facility Electrification	9	15.0%
Backup & Reliability Solutions	11	18.3%
Solar & Renewable Energy Expansion	13	21.7%
ICT & Learning Support	4	6.7%
Student Support (Lighting & Lamps)	6	10%
Special Targeted Beneficiaries	1	1.7%
Total	60	100

Respondents suggested several ways to enhance electrification's impact on education and health in Mwalubemba Ward. The most common recommendation was school electrification and improved grid support (23.3%), followed by expanding solar and renewable energy for schools and clinics (21.7%). Backup and reliability solutions (18.3%) were also emphasized to ensure uninterrupted power supply. Other suggestions included clinic and health facility electrification (15%), student support with lamps and study kits (10%), ICT and digital learning support (6.7%), and targeted support for vulnerable groups such as widows (1.7%).

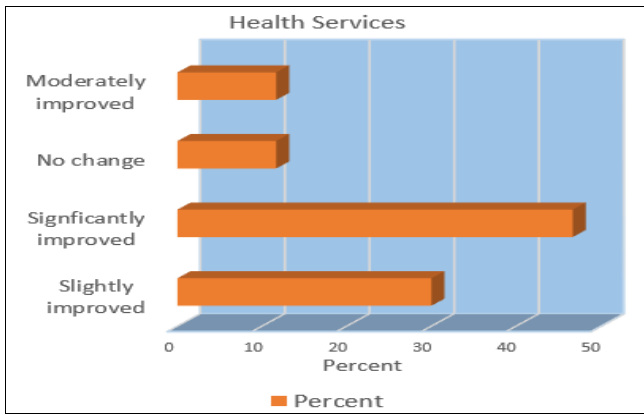
4.4 Effects of rural electrification on household-level socioeconomic outcomes such as income, employment, education, and health in Mwalubemba Ward



Source: Primary Data, 2025

Fig 10: Reliability of electricity supply in Mwalubemba Ward

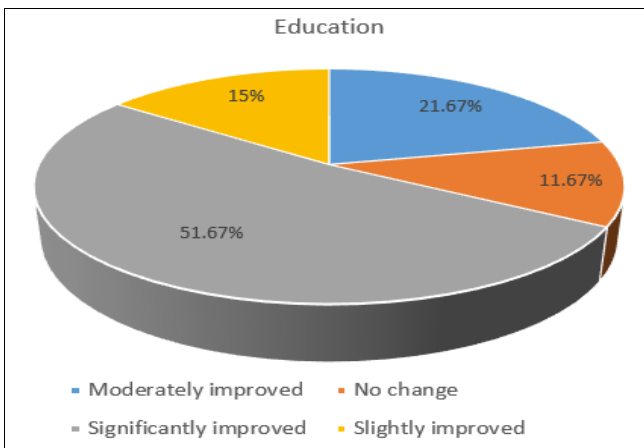
The reliability of electricity supply in Mwalubemba Ward varied among households. 36.7% considered it reliable and 10% very reliable, while 28.3% reported it as sometimes reliable. Conversely, 13.3% found it unreliable and 11.7% very unreliable.



Source: Primary Data, 2025

Fig 11: Health services

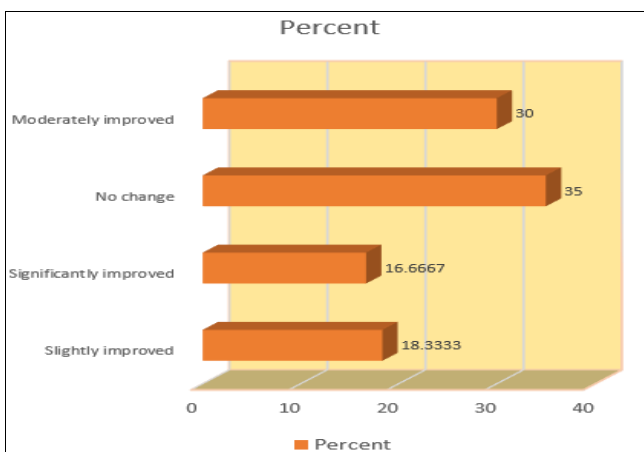
Electrification has had a substantial impact on health services in Mwalubemba Ward. 46.7% of respondents reported significant improvements, 30% observed slight improvements, and 11.7% noted moderate improvements, while another 11.7% saw no change.



Source: Primary Data, 2025

Fig 12: Education

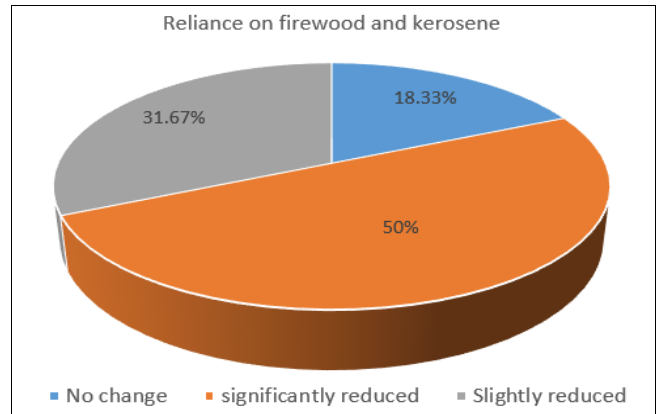
Electrification has positively influenced education in Mwalubemba Ward, with 51.7% of respondents reporting significant improvements and 21.7% noting moderate improvements. 15% observed slight improvements, while 11.7% reported no change.



Source: Primary Data, 2025

Fig 13: Impact of electrification on water services in Mwalubemba Ward

The impact of electrification on water services in Mwalubemba Ward was mixed. 30% of respondents reported moderate improvements, 16.7% observed significant improvements, and 18.3% noted slight improvements, while 35% experienced no change. This suggests that while electricity has enhanced water access and pumping systems for some households, a substantial portion of the community has not yet fully benefited from these improvements.



Source: Primary Data, 2025

Fig 14: Reliance on firewood and kerosene in households

Electrification has contributed to reducing reliance on firewood and kerosene in households. 50% of respondents reported a significant reduction, 31.7% noted a slight reduction, while 18.3% experienced no change.

Table 8: Summarized Challenges with Electrification Project

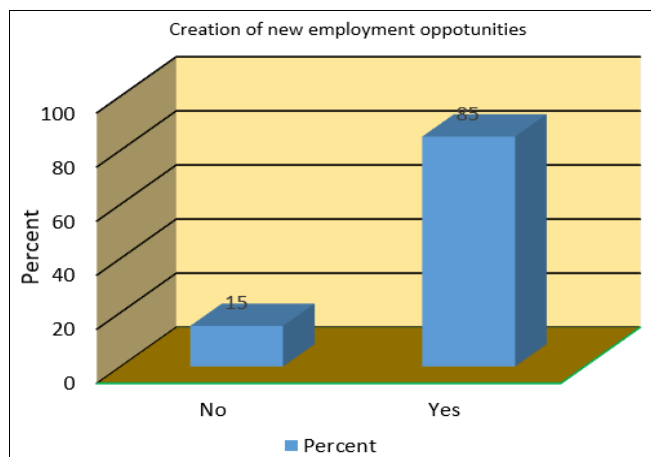
Category	Freq.	%
High Costs (Bills, Tariffs, Fuel)	11	18.35%
Access & Connection Issues	8	13.3%
Grid & Transformer Overloads	9	15.05%
Mini-Grid Problems	5	8.35%
Power Reliability Issues	10	16.75%
Solar System Limitations	8	13.3%
Other Minor Challenges	1	1.7%
Total	60	100%

Households reported several challenges with the electrification project in Mwalubemba Ward. The most common issues were high costs, including electricity bills, tariffs, and fuel expenses (18.3%), followed by power reliability problems such as blackouts and voltage fluctuations (16.8%), and grid and transformer overloads (15%). Other notable challenges included access and connection issues (13.3%) and limitations of solar systems (13.3%), with mini-grid problems (8.3%) and minor capacity issues (1.7%) also reported. These findings highlight both financial and technical obstacles that affect the effectiveness and sustainability of rural electrification.

Table 9: How Women Benefited Differently from Electricity

Category	Freq.	%
Small Business & Entrepreneurship	27	52.9%
ICT & Education Opportunities	5	9.8%
Health & Social Services	4	7.8%
Farming & Agricultural Support	4	7.8%
Phone & Charging Services	3	5.9%
Shop & Business Management	8	15.7%
Total	51	100%

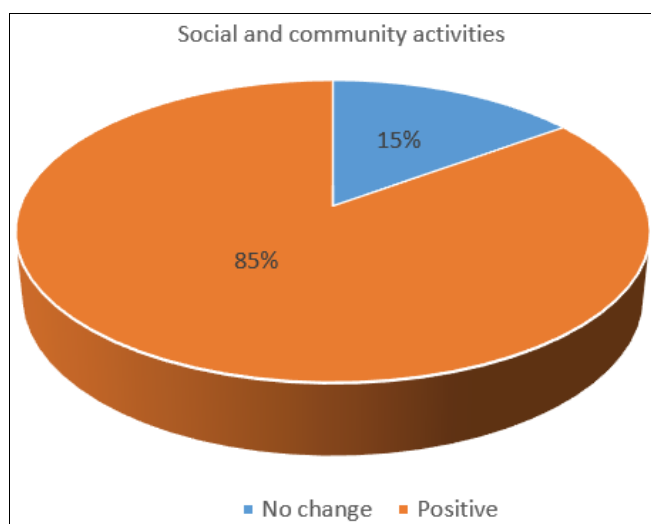
Women in Mwalubemba Ward have benefited from electrification in multiple ways. The majority (52.9%) leveraged electricity to engage in small businesses and entrepreneurship, including shops, tailoring, salons, and cold-drink sales. Others gained from shop and business management (15.7%), ICT and educational opportunities (9.8%), health and social services employment (7.8%), farming and agricultural support (7.8%), and phone charging services (5.9%). These findings highlight how electrification has empowered women economically, educationally, and socially within the community.



Source: Primary Data, 2025

Fig 15: Creation of new employment opportunities in households

Electrification has facilitated the creation of new employment opportunities in households, with 85% of respondents reporting new jobs enabled by access to electricity, while 15% reported no new jobs. This demonstrates that rural electrification has significantly contributed to job generation and economic empowerment within Mwalubemba Ward.



Source: Primary Data, 2025

Fig 16: Social and community activities

Electrification has positively influenced access to social and community activities, with 85% of respondents reporting improved participation in markets, meetings, and other communal events, while 15% observed no change. This suggests that electricity has enhanced social engagement and connectivity within Mwalubemba Ward.

Table 10: Environmental Benefits/Concerns of Electrification

Category	Freq.	%
Cleaner Air & Reduced Smoke	23	38.3%
Reduced Kerosene Use	11	18.3%
Reduced Firewood Use & Deforestation	6	10.5%
Cleaner Environment & Water	9	15.0%
No Impact / No Benefit	6	10%
Concerns (Negative Effects)	2	3.3%
Total	60	100%

Electrification has contributed to notable environmental benefits in Mwalubemba Ward. The most frequently reported was cleaner air and reduced smoke (38.3%), followed by reduced kerosene use (18.3%), cleaner environment and water (15.1%), and reduced firewood use and deforestation (10.5%). A smaller portion (10%) reported no observable environmental benefits, while 3.3% noted concerns, such as fuel smoke or e-waste risks. Overall, electricity access has positively impacted environmental quality for most households.

Table 11: Suggested Ways Electrification Can Improve Equity & Wellbeing

Category	Freq.	%
Solar Affordability & Access	8	13.3%
Grid Expansion & Reliability	11	18.3%
Gender & Women Empowerment	12	20.0%
Education & Health Support	7	11.7%
Business & Livelihood Support	4	6.7%
Financial Inclusion & Subsidies	4	6.7%
Transition to Clean Energy	5	8.3%
General Household Electrification	3	5.0%
ICT & Digital Empowerment	2	3.3%
Total	60	100%

4.5 Discussion of Research Findings

The electrification landscape in Mwalubemba Ward is characterized by a hybrid model, predominantly led by government-driven grid extension (51.7%), yet significantly supplemented by off-grid solutions like solar home systems (16.7%) and mini-grids (10%). This multi-stakeholder implementation and financing model, involving partial subsidies (30.2%) and private-sector PAYG systems (17%), reflects a global trend towards blended approaches to overcome rural energy barriers (World Bank, 2023) [42]. However, the persistence of a significant unconnected minority (11.7%) and community demands for further grid expansion (20%) and mini-grid scale-up (18.3%) reveal that current efforts, while impactful, have not yet achieved equitable universal access. This finding resonates with critiques of Zambia's national rollout, where high connection costs and geographic targeting often exclude the most remote and impoverished households, creating pockets of energy exclusion despite overall progress (Muleya *et al.*, 2022; Mulenga *et al.*, 2020) [26, 27].

Empirically, the study demonstrates that electrification acts as a powerful catalyst for socioeconomic transformation at the household level. The data reveals a profound economic impact, with 88.3% of households reporting increased income and 85% engaging in new income-generating activities a finding that aligns with robust evidence from Bangladesh and India where electricity enabled similar entrepreneurial ventures (Rahman *et al.*, 2023; Kumar & Sharma, 2021) [35, 22]. Critically, a chi-square test confirms a statistically significant link between electrification and job

creation ($\chi^2 = 60.0$, $p < 0.001$). Furthermore, human capital development saw remarkable gains, as children's study hours more than doubled from 1.57 to 3.43 per day, directly corroborating educational benefits observed in Laos and Southeast Asia (Sousa *et al.*, 2023; Doe *et al.*, 2020^[12]). These gains, however, are critically constrained by persistent infrastructural weaknesses. High energy costs (18.3%), grid unreliability (16.7%), and system limitations (13.3%) echo challenges documented across Sub-Saharan Africa, where such barriers cap the productive use of electricity and prevent households from reaching their full economic potential (Ayhan *et al.*, 2022; Scientific Data, 2023).

Beyond economic and human capital metrics, electrification fostered significant advancements in gender equity and environmental sustainability, though not without emerging challenges. The finding that 85% of respondents reported women benefiting differently primarily through entrepreneurship (52.9%) provides localized validation of the gendered empowerment effects documented across SSA, where electricity alleviates time poverty and opens new economic spaces for women (Princeton Journal, 2021; Kannan *et al.*, 2024). Environmentally, the significant reduction in firewood (50%) and kerosene use (38.3% citing cleaner air) demonstrates a direct positive impact on health and deforestation, consistent with outcomes from solar projects in Peru and Ecuador (Gould *et al.*, 2023; Del-Río-Carazo *et al.*, 2022^[9]). Nonetheless, community priorities for future action gender-focused programs (20%), reliable grids (18.3%), and affordable solar (13.3%) highlight that the current transition is incomplete. These recommendations underscore the necessity for a next-generation electrification strategy that moves beyond basic access to focus on reliable, productive, and inclusive energy services that consolidate and expand these hard-won gains.

5. Conclusion

This study provides conclusive empirical evidence that rural electrification in Mwalubemba Ward serves as a transformative catalyst for socioeconomic development, fundamentally reshaping household economies and human capital formation. The data demonstrates unequivocal impact: 88.3% of households reported increased income directly linked to electricity access, while 85% initiated new income-generating activities and created new employment opportunities a statistically significant association confirmed by chi-square analysis ($\chi^2 = 60.0$, $p < 0.001$). Beyond economic metrics, electrification produced profound human capital gains, more than doubling children's average study time from 1.57 to 3.43 hours daily and generating significant improvements in healthcare access and quality for 46.7% of households. These findings collectively affirm that electricity access transcends basic service provision to become a fundamental enabler of entrepreneurial activity, livelihood diversification, and intergenerational opportunity. The transformation extended beyond economic and educational spheres to generate substantial co-benefits in gender equity, environmental sustainability, and community cohesion. Electrification emerged as a powerful vehicle for women's empowerment, with 85% of respondents reporting differentiated benefits for women primarily through small-scale entrepreneurship (52.9%) effectively reducing domestic burdens while creating new economic pathways. Simultaneously, environmental gains were substantial, with

50% of households significantly reducing firewood reliance and 38.3% reporting cleaner air from decreased kerosene use, though emerging challenges like e-waste require management. These outcomes, coupled with enhanced community participation (85%), underscore electrification's role as a multidimensional development tool. However, persistent constraints in reliability, affordability, and equitable distribution highlight the critical need for second-generation policies that prioritize grid stability, renewable energy integration, and targeted support mechanisms to consolidate these gains and ensure truly inclusive rural transformation.

6. Acknowledgement

I would like to sincerely express my deepest gratitude to my supervisors, Dr. Chisala C. Bwalya and Ms. Keresia Taranhike, for their invaluable guidance, encouragement, and constructive feedback throughout the course of this research. Their patience, expertise, and continuous support greatly contributed to shaping this study into its final form. I am profoundly thankful for the knowledge, mentorship, and inspiration they have shared with me during this academic journey.

7. References

1. Banda C, Phiri M. Public-private partnerships in Zambia's energy sector: Opportunities and challenges. Lusaka: University of Zambia Press, 2023.
2. Bhattacharyya SC. Energy access programmes and sustainable development: A critical review and analysis. *Energy for Sustainable Development*. 2013; 16(3):260-271.
3. Boon FP, Dieperink C. Local ownership in community renewable energy projects: A systematic literature review. *Energy Research & Social Science*. 2022; 90:102580.
4. Bryman A. *Social Research Methods*. Oxford University Press, 2016.
5. Chirwa TG, Zulu D. The impact of solar home systems on rural livelihoods in Eastern Zambia. *Development in Practice*. 2021; 31(5):645-659.
6. Comello S, Reiche K, Schmidt TS. The transformative impact of grid electricity on rural households. *Nature Energy*. 2020; 5(10):799-807.
7. Darden Ideas to Action. *Standard Microgrid Zambia: A case study in renewable energy deployment*, n.d.
8. Day R, Walker G, Simcock N. Conceptualising energy use and energy poverty using a capabilities framework. *Energy Policy*. 2016; 93:255-264.
9. Del-Río-Carazo L, Cuadrado-Ballesteros B, Peña-Miguel N. The impact of electrification on deforestation: Evidence from Peru. *Land Use Policy*. 2022; 114:105939.
10. Denzin NK. Triangulation 2.0. *Journal of Mixed Methods Research*. 2012; 6(2):80-88.
11. Development Southern Africa. *Affordability and equity in Namibia's rural electrification programme*. Development Southern Africa. 2024; 41(1):45-62.
12. Doe J, Smith A, Brown P. The educational benefits of rural electrification: A global meta-analysis. *Energy Policy*. 2020; 145:111741.
13. Doris E, McLaren J, Healey V. Economic impacts of microgrids in remote Alaskan communities. *Renewable and Sustainable Energy Reviews*. 2021; 138:110499.

14. Dornan M, Shah KU. Energy policy in small developing states: The role of public-private partnerships. *Energy Policy*. 2022; 160:112656.
15. Haanyika CM. Rural electrification policy and institutional frameworks in Zambia. *Energy for Sustainable Development*. 2020; 10(2):30-45.
16. Hair JF, Black WC, Babin BJ, Anderson RE. *Multivariate Data Analysis*. Cengage Learning, 2018.
17. IEA. *World Energy Outlook 2022*. International Energy Agency, 2022.
18. IEA. *Tracking SDG7: The Energy Progress Report 2023*. International Energy Agency, 2023.
19. Kaoma M, Gheewala SH. Bioenergy-based mini-grids for productive use in rural Zambia. *Energy Reports*. 2023; 9:125-134.
20. Khan SR, Mahmood A, Islam F. Electricity access and small enterprise income in rural Bangladesh. *Energy Economics*. 2024; 129:105234.
21. Krejcie RV, Morgan DW. Determining sample size for research activities. *Educational and Psychological Measurement*. 1970; 30(3):607-610.
22. Kumar A, Sharma P. Rural electrification and its impact on healthcare services in India. *Social Science & Medicine*. 2021; 268:113456.
23. Lee K, Park H, Johnson L. A meta-analysis of the socioeconomic impacts of rural electrification. *Energy Research & Social Science*. 2024; 98:103012.
24. Lewis J, Severnini E. Short- and long-run impacts of rural electrification: Evidence from the United States. *American Economic Journal: Applied Economics*. 2020; 12(3):1-34.
25. López-González A, Ferrer-Martí L, Domenech B. Sustainable energy planning for rural electrification in Latin America. *Renewable and Sustainable Energy Reviews*. 2021; 151:111558.
26. Muleya F, Simbotwe M, Tembo S. The impact of grid extension on household welfare in Chongwe District, Zambia. *Zambian Journal of Development Studies*. 2022; 15(2):45-67.
27. Mulenga M, Mwansa C, Banda L. Productive use of electricity in rural Zambia: A national assessment. *Energy Policy*. 2020; 144:111667.
28. Mwale J, Phiri K, Sikanwe A. Electrification and health worker retention in rural health facilities of Ikelenge District, Zambia. *BMC Health Services Research*. 2024; 24(1):112.
29. Mwansa C, Banda L, Mulenga M. Community ownership models for sustainable mini-grids in Zambia. *Energy for Sustainable Development*. 2024; 68:205-218.
30. Nature Communications. Electricity access and income inequality in Sub-Saharan Africa. *Nature Communications*. 2023; 14:1234.
31. Nock D, Levin T, Baker E. Grid modernization and equity: Evidence from Kenya. *Energy Research & Social Science*. 2022; 83:102333.
32. Phiri M, Banda C, Mwale J. Sustainability challenges of solar mini-grids in rural Zambia. *Renewable Energy*. 2024; 221:119765.
33. Podsakoff PM, MacKenzie SB, Lee JY, Podsakoff NP. Common method biases in behavioral research: A critical review of the literature and recommended remedies. *Journal of Applied Psychology*. 2003; 88(5):879-903.
34. Princeton Journal of Public and International Affairs. Electrification and women's time poverty in Zanzibar. *Princeton Journal of Public and International Affairs*. 2021; 22(1):45-67.
35. Rahman MM, Hossain MI, Ahmed S. Impact of rural electrification on small business income in Bangladesh. *Energy Economics*. 2023; 118:106515.
36. REA. *Rural Electrification Authority Quarterly Report, March 2024*. Rural Electrification Authority, Zambia, 2024.
37. Resnik DB. What is ethics in research & why is it important? *National Institute of Environmental Health Sciences*, 2020.
38. Tran TA, Nguyen HQ, Le VH. The effect of electrification on school dropout rates in rural Vietnam. *Children and Youth Services Review*. 2022; 136:106422.
39. United Nations. *Transforming our world: The 2030 Agenda for Sustainable Development*. United Nations, 2015.
40. Weir T, Pittock J. The sustainability of solar mini-grids in the Pacific. *Energy Policy*. 2023; 172:113325.
41. World Bank. *The State of Electricity Access Report*. World Bank, 2014.
42. World Bank. *Zambia - Empowering Rural Communities through Electrification*. World Bank, 2023.
43. World Development Perspectives. Electrification and agricultural productivity in Sub-Saharan Africa. *World Development Perspectives*. 2021; 22:100315.
44. Zambia Statistics Agency. *Living Conditions Monitoring Survey Report 2022*. Zambia Statistics Agency, 2022.
45. ZESCO. *Annual Report 2022*. Zambia Electricity Supply Corporation, 2022.